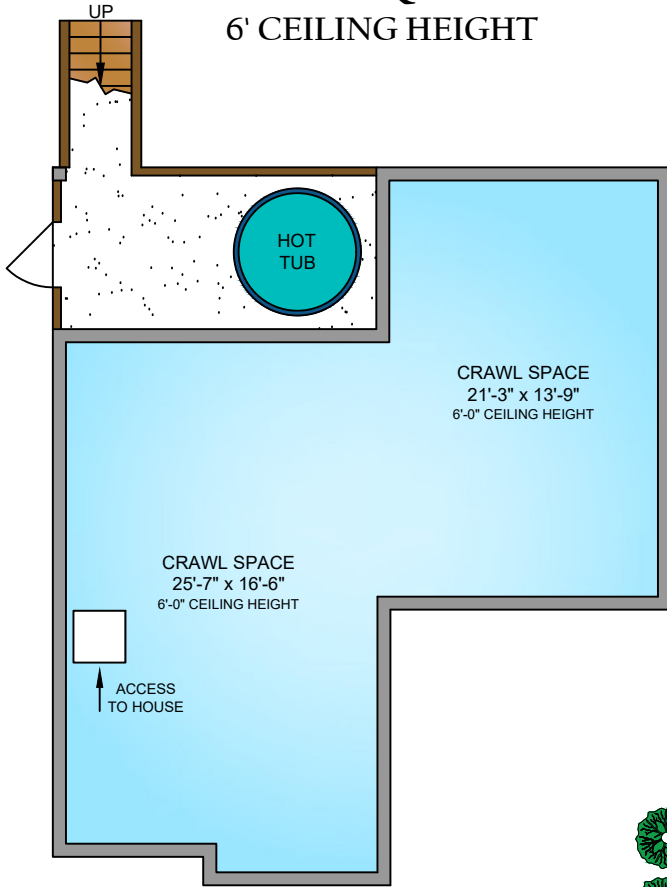


LOWER FLOOR

768 SQ. FT.

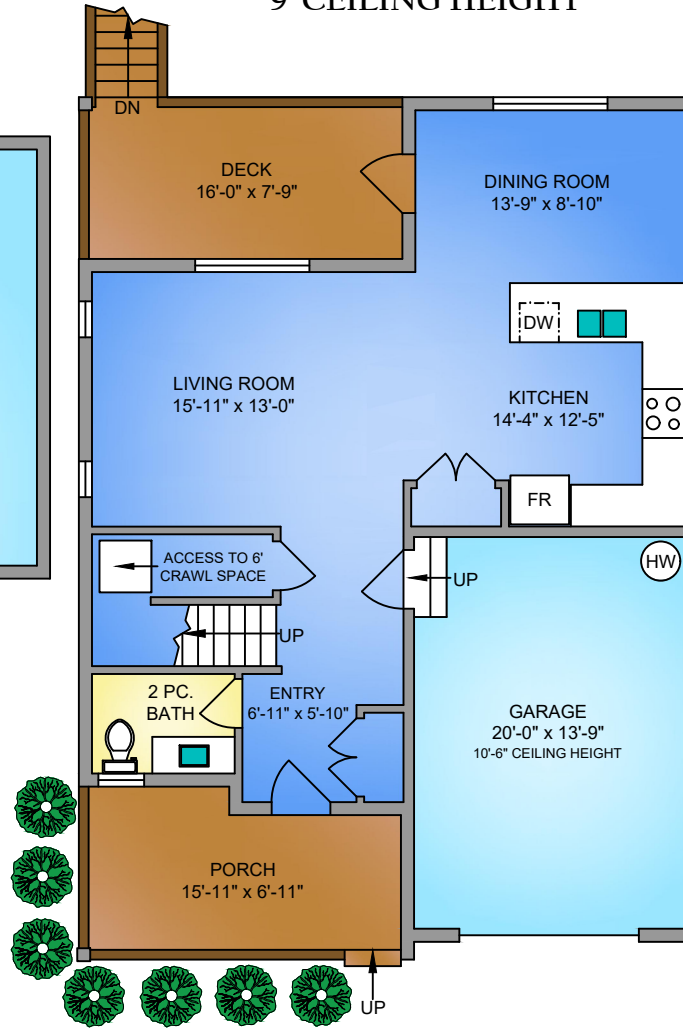
6' CEILING HEIGHT



MAIN FLOOR

768 SQ. FT.

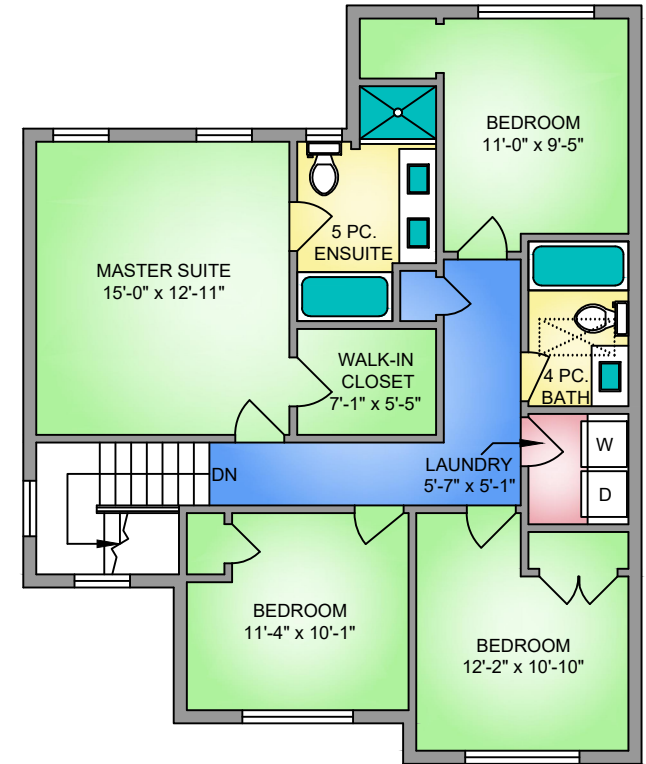
9' CEILING HEIGHT



UPPER FLOOR

984 SQ. FT.

8' CEILING HEIGHT



NORTH



0' 5' 10'

SCALE



250-884-9753
matt@propermeasure.com
www.propermeasure.com



| UNIT 111 - 2248 TOWNSEND ROAD | | | | |
|--|----------------|-------------|--------|-------------|
| OCTOBER 8, 2019 | | | | |
| PREPARED FOR THE EXCLUSIVE USE OF TIM AYRES | | | | |
| PLANS MAY NOT BE 100% ACCURATE, IF CRITICAL BUYER TO VERIFY. | | | | |
| FLOOR | AREA (SQ. FT.) | | | |
| | FINISHED | CRAWL SPACE | GARAGE | DECK /PORCH |
| LOWER | - | 768 | - | - |
| MAIN | 768 | - | 301 | 246 |
| UPPER | 984 | - | - | - |
| TOTAL | 1752 | 768 | 301 | 246 |