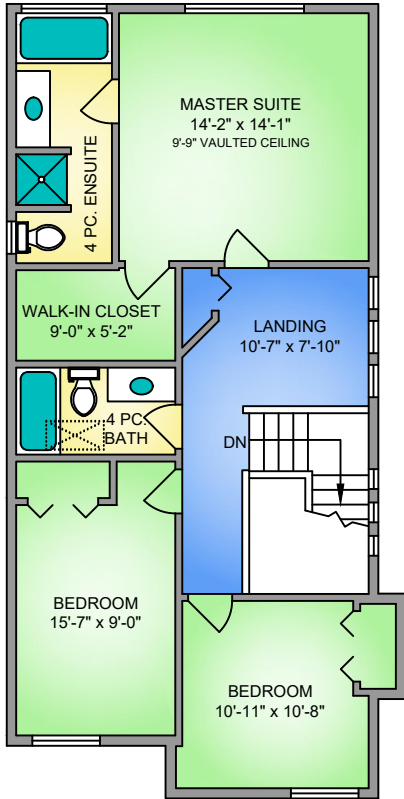


# UPPER FLOOR

897 SQ. FT.

8'-0" CEILING HEIGHT



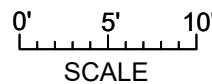
# MAIN FLOOR

987 SQ. FT.

9'-0" CEILING HEIGHT



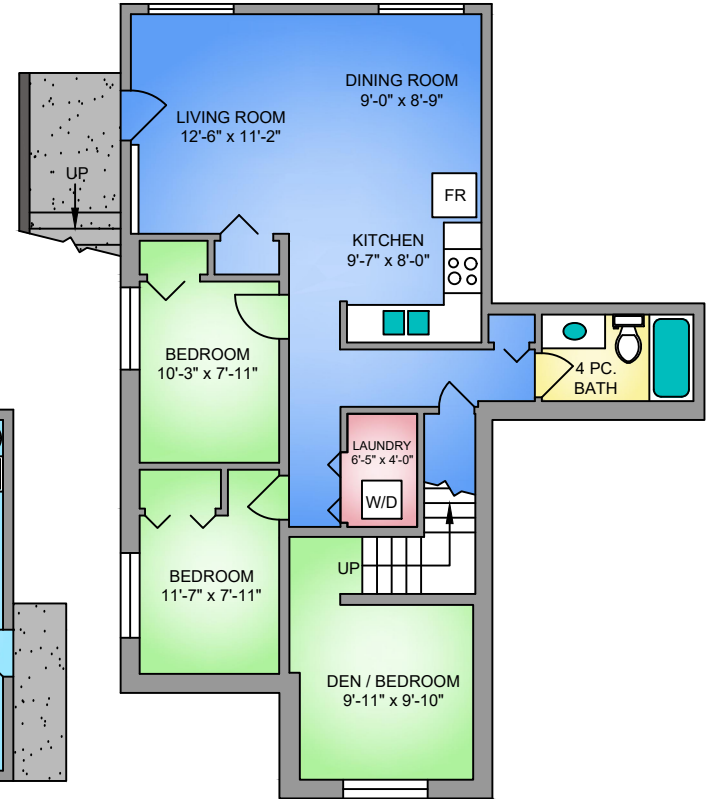
NORTH



# LOWER FLOOR

976 SQ. FT.

8'-0" CEILING HEIGHT



250-884-9753  
matt@propermeasure.com  
www.propermeasure.com

6495 RIVERSTONE DRIVE JULY 9, 2017 PREPARED FOR THE EXCLUSIVE USE OF TIM AYRES PLANS MAY NOT BE 100% ACCURATE, IF CRITICAL BUYER TO VERIFY.			
FLOOR	AREA (SQ. FT.)		
	FINISHED	GARAGE	DECK / PATIO
MAIN	987	411	398
UPPER	897	-	-
LOWER	976	-	-
<b>TOTAL</b>	<b>2860</b>	<b>411</b>	<b>398</b>