

	DRAWING LIST	SANDHU RESIDENCE  14439 MAGDALEN AVENUE, WHITE ROCK BC  PAWAN SANDHU  PRIVATE RESIDENCE	PROJECT NAME
RM# 102: MASTER ENSUITE & RM# 103: MASTER BEDROOM ELEVATIONS	2.09		PROJECT ADDRESS
RM# 105: ENSUITE ELEVATIONS	2.10		
RM# 110: ENSUITE ELEVATIONS	2.11		
RM# 111: LAUNDRY ELEVATIONS	2.12		
RM# 101: FOYER & RM# 112: CORRIDOR ELEVATIONS	2.13		
RM# 004: BAR ELEVATIONS	2.14		CONTACTS
RM# 005: BATHROOM ELEVATIONS	2.15		
RM# 003: FIREPLACE ELEVATIONS	2.16		
TYPICAL DOOR ELEVATIONS	2.17		
STAIRS FEATURE WALL ELEVATION	2.18		
ELEVATOR CAB PLAN & ELEVATIONS	2.19		TYPE
RM# 204: KITCHEN SECTIONS	3.01		
RM# 204: KITCHEN SECTIONS	3.02		
RM# 209: FRY KITCHEN SECTIONS	3.03		
RM# 205: POWDER & RM# 207: ENSUITE SECTIONS	3.04	GENERAL NOTES	DRAWING LIST
RM# 202: WINE DISPLAY & FIREPLACE SECTIONS	3.05		0.01
RM# 102: MASTER ENSUITE & RM# 105: ENSUITE SECTIONS	3.06	BASEMENT PLAN	1.01
RM# 110: ENSUITE & RM# 111: LAUNDRY SECTIONS	3.07	LOWER FLOOR PLAN	1.02
RM# 004: BAR SECTIONS	3.08	MAIN FLOOR PLAN	1.03
RM# 004: BAR SECTIONS	3.09	BASEMENT REFLECTED CEILING PLAN	1.04
RM# 003: FIREPLACE & RM# 005: BATHROOM SECTIONS	3.10	LOWER REFLECTED CEILING PLAN	1.05
		MAIN FLOOR REFLECTED CEILING - FIXTURES	1.06
SCHEDULES		MAIN FLOOR REFLECTED CEILING - DROPPED CEILING	1.06A
ROOM FINISHES	4.01	RM# 204: KITCHEN DETAIL PLAN	1.07
WOOD WORKING & CABINETRY	4.02	RM# 209: FRY KITCHEN DETAIL PLAN	1.08
WOOD WORKING & CABINETRY	4.03	RM# 205: POWDER & RM# 207: ENSUITE DETAIL PLANS	1.09
DOOR & DOOR HARDWARE SCHEDULE	4.04	RM# 105: ENSUITE & RM# 110: ENSUITE DETAIL PLANS	1.10
FINISHES	4.05	RM# 102: MASTER ENSUITE & RM# 111: LAUNDRY DETAIL PLANS	1.11
FINISHES	4.06	RM# 004: BAR & RM# 005: BATHROOM DETAIL PLANS	1.12
ACCESSORIES	4.07		
EQUIPMENT	4.08	RM# 204: KITCHEN ELEVATIONS	2.01
EQUIPMENT	4.09	RM# 204: KITCHEN & RM# 210: ELEVATOR ELEVATIONS	2.02
PLUMBING	4.10	RM# 204: KITCHEN ELEVATIONS	2.03
PLUMBING	4.11	RM# 209: FRY KITCHEN ELEVATIONS	2.04
PLUMBING	4.12	RM# 205: POWDER ELEVATIONS	2.05
LIGHTING	4.13	RM# 207: ENSUITE ELEVATIONS	2.06
LIGHTING	4.14	RM# 202: GREAT ROOM ELEVATIONS	2.07
		RM# 102: MASTER ENSUITE ELEVATIONS	2.08

# Area3

#217-7080 River Road, Richmond, BC, Canada,  
V6X-1X5 | PH: 778.297.2732 | [area3design.ca](http://area3design.ca)

Copyright Reserved

The Copyright to this drawing and its contents is reserved, and remains at all times the exclusive property of Area3, and shall not be used, modified, or reproduced without the expressed written consent of Area3.

## Dimensions

The Contractor shall verify all dimensions, and immediately report any errors and/or omissions to Area3.  
DO NOT SCALE DRAWINGS.

# PROGRESS DRAWINGS

## KEY PLAN

- RE-ISSUED FOR PRICING	18.07.26
- RE-ISSUED FOR PRICING	18.06.25
- ISSUED FOR PRICING	18.06.18
- ISSUED FOR REVIEW	18.06.01
- ISSUED FOR REVIEW	18.05.23
- ISSUED FOR REVIEW	18.05.18

REV#	DESCRIPTION	DATE
------	-------------	------

PROJECT NAME

# SANDHU RESIDENCE

SHEET TITLE:

COVER PAGE

PROJECT NO: 18-229-20

DRAWN: XX

CHECKED: YY

DRAWING NO.

ID 0.00

SUPERCEDES ALL PRINTS BEARING PREVIOUS REVISION NUMBERS.



Designed Together

NOTES

MILLWORK NOTES
<div><div>1.</div><div>ALL WORKS SHALL BE DONE IN ACCORDANCE WITH AWMAC SPECIFICATIONS - CUSTOM GRADE.</div></div> <div><div>2.</div><div>ALL MILLWORK DRAWINGS ARE SOLELY FOR EXPRESSING DESIGN INTENT AND ARE NOT TO BE USED FOR ACTUAL FABRICATION. FABRICATOR IS REQUIRED TO PROVIDE SHOP DRAWINGS FOR WRITTEN APPROVAL PRIOR TO FABRICATION. COORDINATE ALL WORK WITH ELECTRICAL SUBCONTRACTOR. VERIFY SIZES AND PLACEMENT OF ALL EQUIPMENT PRIOR TO FABRICATION.</div></div> <div><div>3.</div><div>MILLWORK CONTRACTOR SHALL SUBMIT ACTUAL MATERIAL SAMPLES OF SPECIFIED CABINET DOOR. 12" X 12" SAMPLES OF APPROVED MATERIAL SHALL BE STAINED AND FINISHED TO MATCH DESIGNER SAMPLES AND HARDWARE CUT SHEETS, FOR WRITTEN APPROVAL BY THE DESIGNER.</div></div> <div><div>4.</div><div>ALL DRAWERS SHALL BE MOUNTED ON FULL EXTENSION SOFT CLOSE SLIDES.</div></div> <div><div>5.</div><div>ALL DOORS SHALL BE MOUNTED ON CONCEALED SELF CLOSING HINGES. MAXIMUM WIDTH FOR SINGLE DOOR SHALL BE 18" (457.2 MM). LAMINATE DOORS SHALL HAVE MATCHING EDGE TAPE TO ALL EDGES UNLESS NOTED OTHERWISE.</div></div> <div><div>6.</div><div>CASE INTERIORS SHALL BE WHITE LOW PRESSURE LAMINATE C/W MATCHING EDGE TAPE, UNLESS NOTED OTHERWISE. ALL SHELVES SHALL BE ADJUSTABLE.</div></div> <div><div>7.</div><div>ALL BASE, TRIM, CASINGS ETC. SHALL BE PRIMED AND PAINT READY UNLESS OTHERWISE SPECIFIED.</div></div> <div><div>8.</div><div>NEW HARDWOOD PLYWOOD, PARTICLE BOARD, AND MEDIUM DENSITY FIBRE BOARD COMPOSITE WOOD PRODUCTS USED IN THE PROJECT SCOPE MEET THE FORMALDEHYDE LIMITS LISTED IN TABLE 10.504.4.5.</div></div> <div><div>9.</div><div>PROVIDE 3/4" FILLER STRIPS AT WALLS, MICROWAVES AND FULL DEPTH GABLES, TYP.</div></div> <div><div>10.</div><div>REFER TO WOODWORKING SCHEDULE FOR LOCATION OF CABINET PULLS.</div></div>
LIGHTING NOTES
<div><div>1.</div><div>LIGHTING SPECIFICATION TO BE READ IN CONJUNCTION WITH THE ELECTRICAL CONSULTANTS DRAWINGS.</div></div> <div><div>2.</div><div>REFER TO ELECTRICAL &amp; MECHANICAL DRAWINGS FOR ADDITIONAL INFORMATION REGARDING LAYOUT AND SPECIFICATION OF ALL LIGHT FIXTURES, EXITING FIXTURES AND FIRE PROTECTION SYSTEMS.</div></div> <div><div>3.</div><div>REFER TO ELECTRICAL CONSULTANTS DRAWINGS FOR POWER SUPPLY LOCATIONS. INDICATIONS ON ID DRAWINGS ARE FOR DESIGN INTENT ONLY.</div></div>

FINISHES NOTES
<div><div>1.</div><div>WALL TILE - INSTALL BRUSHED CHROME FINISH TILE EDGE (SCHLUTER OR APPROVED ALTERNATE) TO ALL EXPOSED TILE EDGES. APPLY SEALER TO GROUT, STONE AND POROUS TILES, AS PER MANUFACTURER'S RECOMMENDATIONS.</div></div> <div><div>2.</div><div>FLOOR TILE - INSTALL BRUSHED CHROME FINISH TILE EDGE (SCHLUTER OR APPROVED ALTERNATE) TO ALL EXPOSED TILE EDGES. APPLY SEALER TO GROUT, STONE AND POROUS TILES, AS PER MANUFACTURER'S RECOMMENDATIONS. WHERE FLOOR TILE ABUTS CARPET, INSTALL TILE EDGE TO TILE, AND LATEX SEALER TO CARPET EDGE. FIT CARPET EVENLY AND SECURELY AT TILE EDGE.</div></div> <div><div>3.</div><div>PAINTING - ALL PAINTING SHALL BE DONE IN ACCORDANCE WITH MASTER PAINTERS SPECIFICATIONS. ALL -PAINT SHALL BE LOW VOC : INTERIOR PAINT - MAX 50 GRAMS PER LITER, EXTERIOR PAINT - MAX 250 GRAMS PER LITER.</div></div>

GENERAL NOTES
<div><div>1.</div><div>DO NOT SCALE DRAWINGS</div></div> <div><div>2.</div><div>THESE DRAWINGS AND SPECIFICATIONS SHALL BE READ IN CONJUNCTION WITH THE DRAWING AND SPECIFICATIONS PREPARED BY THE ARCHITECT, ELECTRICAL CONSULTANT, AND MECHANICAL CONSULTANT. IN CASE OF CONFLICT BETWEEN DRAWINGS, THE DESIGNER SHALL BE NOTIFIED IMMEDIATELY.</div></div> <div><div>3.</div><div>ALL SITE CONDITIONS AND DIMENSIONS ARE TO BE CONFIRMED BY CONTRACTOR. NOTIFY DESIGNER OF ANY DISCREPANCIES PRIOR TO COMMENCING WORK.</div></div> <div><div>4.</div><div>ALL WORK SHALL BE DONE IN A PROFESSIONAL WORKMANSHIP MANNER IN ACCORDANCE WITH MANUFACTURER'S RECOMMENDATIONS.</div></div> <div><div>5.</div><div>ALL WORK SHALL BE DONE IN ACCORDANCE WITH THE BC BUILDING BYLAW AND ALL OTHER APPLICABLE REGULATIONS.</div></div> <div><div>6.</div><div>REFER TO ACCESSORY SCHEDULE AND FLOOR PLANS FOR MOUNTING LOCATIONS OF TOWEL BARS, WINDOW COVERINGS, AND CLOSET ACCESSORIES. REFER TO ACCESSORY SCHEDULE AND ELEVATIONS FOR MOUNTING LOCATIONS OF SOAP DISH.</div></div> <div><div>7.</div><div>PROVIDE ADEQUATE BACKING FOR WALL MOUNTED TELEVISIONS, BATHROOM ACCESSORIES AND CLOSET SYSTEMS WHERE NOTED.</div></div>

Copyright Reserved

The Copyright to this drawing and its contents is reserved, and remains at all times the exclusive property of Area3, and shall not be used, modified, or reproduced without the expressed written consent of Area3.

Dimensions

The Contractor shall verify all dimensions, and immediately report any errors and/or omissions to Area3.  
DO NOT SCALE DRAWINGS.

PROGRESS DRAWINGS

KEY PLAN

-	RE-ISSUED FOR PRICING	18.07.26
-	RE-ISSUED FOR PRICING	18.06.25
-	ISSUED FOR PRICING	18.06.18
-	ISSUED FOR REVIEW	18.06.01
-	ISSUED FOR REVIEW	18.05.23
-	ISSUED FOR REVIEW	18.05.18

REV #	DESCRIPTION	DATE
-------	-------------	------

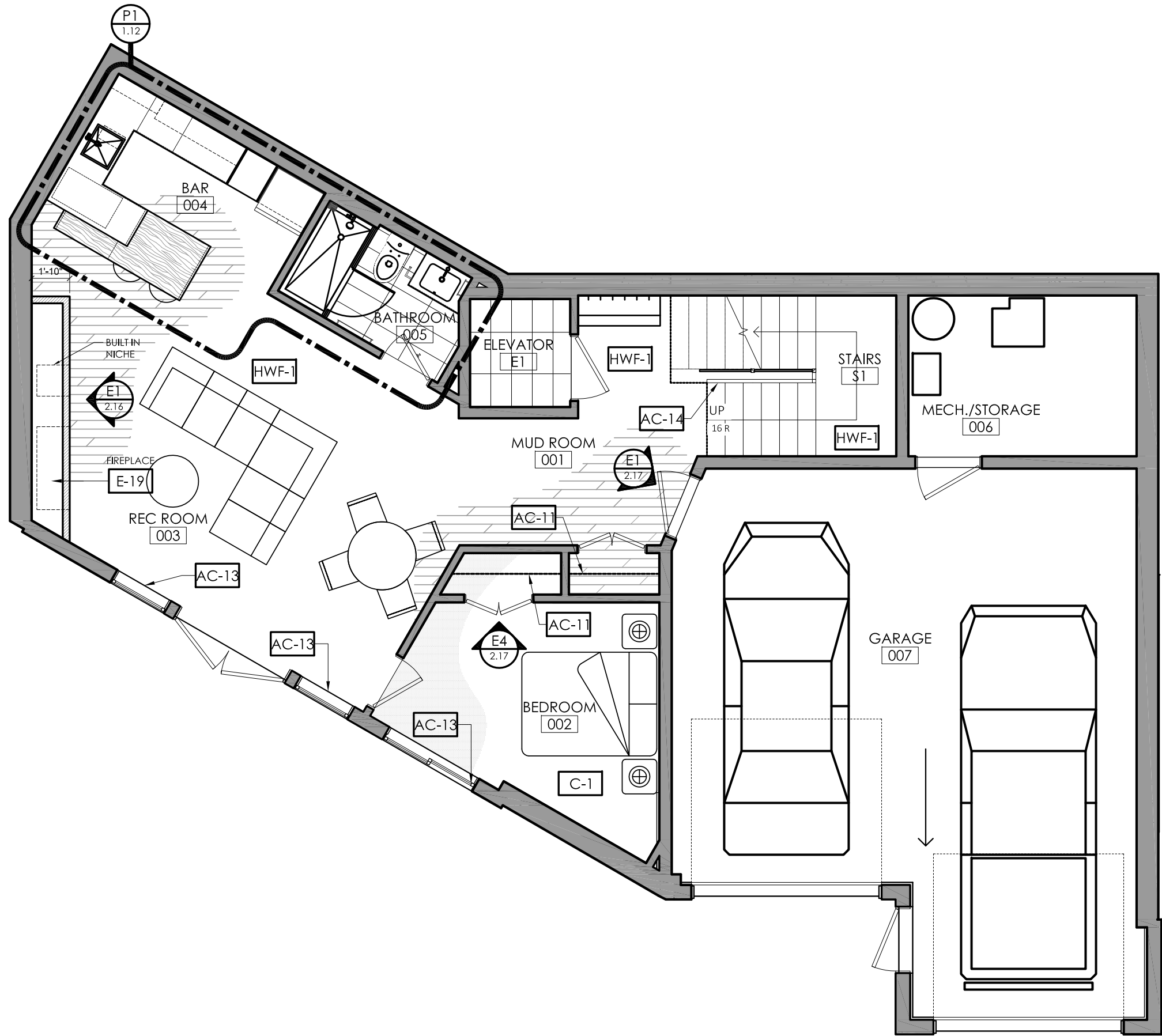
PROJECT NAME:  
**SANDHU RESIDENCE**

SHEET TITLE:  
**GENERAL NOTES**

PROJECT NO:	18-229-20
DRAWN:	XX
CHECKED:	YY

DRAWING NO:  
**ID 0.01**

SUPERCEDES ALL PRINTS BEARING PREVIOUS REVISION NUMBERS



**BASEMENT - PLAN** P1  
scale: 3/16" = 1'-0"

**Copyright Reserved**

The Copyright to this drawing and its contents is reserved, and remains at all times the exclusive property of Area3, and shall not be used, modified, or reproduced without the expressed written consent of Area3.

**Dimensions**

The Contractor shall verify all dimensions, and immediately report any errors and/or omissions to Area3.  
DO NOT SCALE DRAWINGS.

PROGRESS DRAWINGS

**KEY PLAN**

-	RE-ISSUED FOR PRICING	18.07.26
-	RE-ISSUED FOR PRICING	18.06.25
-	ISSUED FOR PRICING	18.06.18
-	ISSUED FOR REVIEW	18.06.01
-	ISSUED FOR REVIEW	18.05.23
-	ISSUED FOR REVIEW	18.05.18

REV #	DESCRIPTION	DATE
-------	-------------	------

PROJECT NAME:  
**SANDHU RESIDENCE**

SHEET TITLE:  
**BASEMENT PLAN**

PROJECT NO:	18-229-20
DRAWN:	XX
CHECKED:	YY

Copyright Reserved

The Copyright to this drawing and its contents is reserved, and remains at all times the exclusive property of Area3, and shall not be used, modified, or reproduced without the expressed written consent of Area3.

Dimensions

The Contractor shall verify all dimensions, and immediately report any errors and/or omissions to Area3.  
DO NOT SCALE DRAWINGS.

PROGRESS DRAWINGS

KEY PLAN

-	RE-ISSUED FOR PRICING	18.07.26
-	RE-ISSUED FOR PRICING	18.06.25
-	ISSUED FOR PRICING	18.06.18
-	ISSUED FOR REVIEW	18.06.01
-	ISSUED FOR REVIEW	18.05.23
-	ISSUED FOR REVIEW	18.05.18

REV #	DESCRIPTION	DATE
-------	-------------	------

PROJECT NAME:

SANDHU RESIDENCE

SHEET TITLE:

LOWER FLOOR  
PLAN

PROJECT NO: 18-229-20

DRAWN: XX

CHECKED: YY

DRAWING NO:

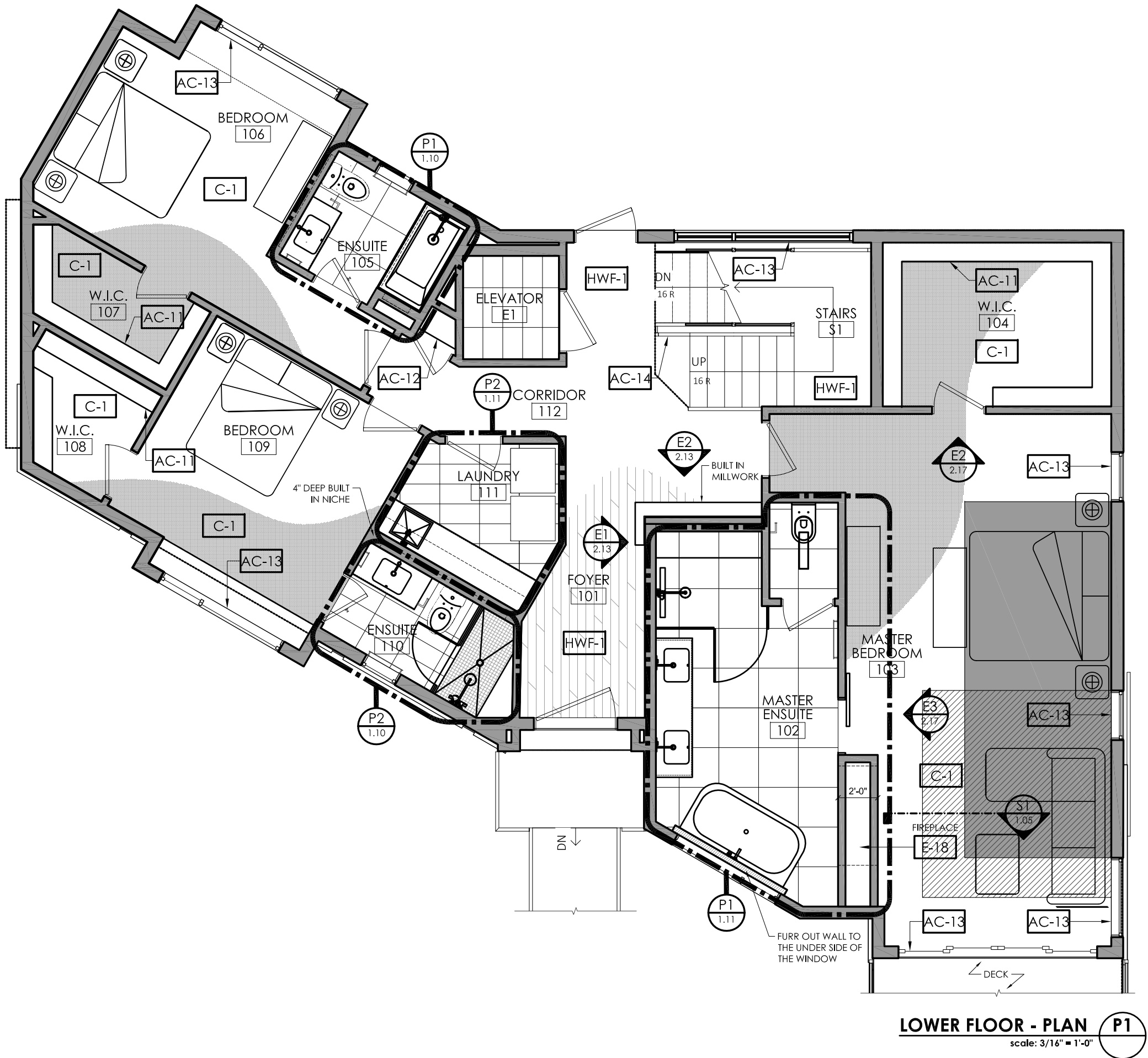


ID 1.02

SUPERCEDES ALL PRINTS BEARING PREVIOUS REVISION NUMBERS



Designed Together



LOWER FLOOR - PLAN

scale: 3/16" = 1'-0"

P1

Copyright Reserved

The Copyright to this drawing and its contents is reserved, and remains at all times the exclusive property of Area3, and shall not be used, modified, or reproduced without the expressed written consent of Area3.

Dimensions

The Contractor shall verify all dimensions, and immediately report any errors and/or omissions to Area3.  
DO NOT SCALE DRAWINGS.

PROGRESS DRAWINGS

KEY PLAN

-	RE-ISSUED FOR PRICING	18.07.26
-	RE-ISSUED FOR PRICING	18.06.25
-	ISSUED FOR PRICING	18.06.18
-	ISSUED FOR REVIEW	18.06.01
-	ISSUED FOR REVIEW	18.05.23
-	ISSUED FOR REVIEW	18.05.18

REV #	DESCRIPTION	DATE
-------	-------------	------

PROJECT NAME:

SANDHU RESIDENCE

SHEET TITLE:

MAIN FLOOR PLAN

PROJECT NO: 18-229-20

DRAWN: XX

CHECKED: YY

DRAWING NO:



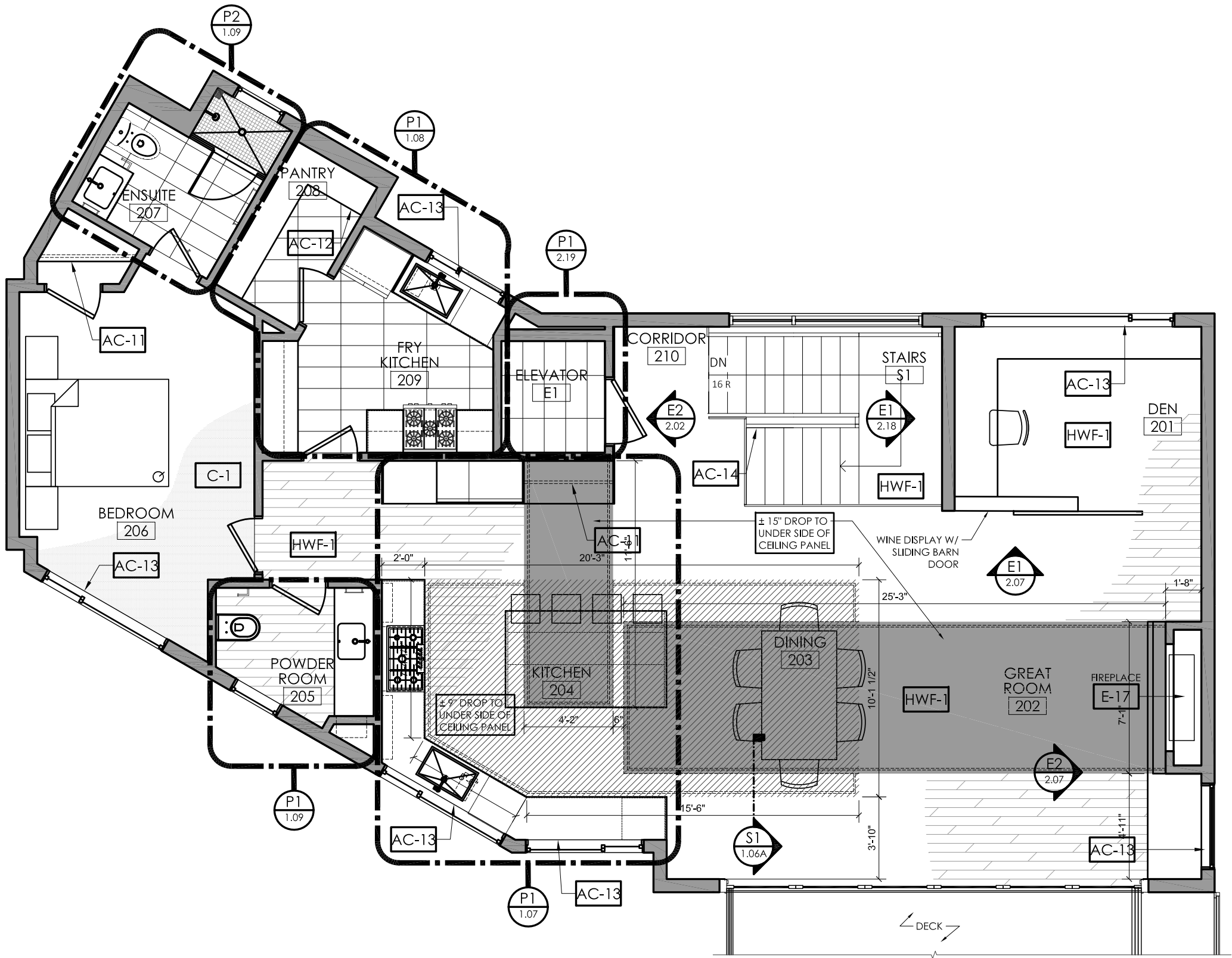
NORTH

ID 1.03

SUPERCEDES ALL PRINTS BEARING PREVIOUS REVISION NUMBERS



Designed Together



MAIN FLOOR - PLAN P1  
scale: 3/16" = 1'-0"

The Copyright to this drawing and its contents is reserved, and remains at all times the exclusive property of Area3, and shall not be used, modified, or reproduced without the expressed written consent of Area3.

The Contractor shall verify all dimensions, and immediately report any errors and/or omissions to Area3.  
DO NOT SCALE DRAWINGS.

- RE-ISSUED FOR PRICING	18.07.26
- RE-ISSUED FOR PRICING	18.06.25
- ISSUED FOR PRICING	18.06.18
- ISSUED FOR REVIEW	18.06.01
- ISSUED FOR REVIEW	18.05.23
- ISSUED FOR REVIEW	18.05.18

PROJECT NAME: \_\_\_\_\_

SHEET TITLE:  
**BASEMENT  
REFLECTED CEILING  
PLAN**

CHECKED: YY

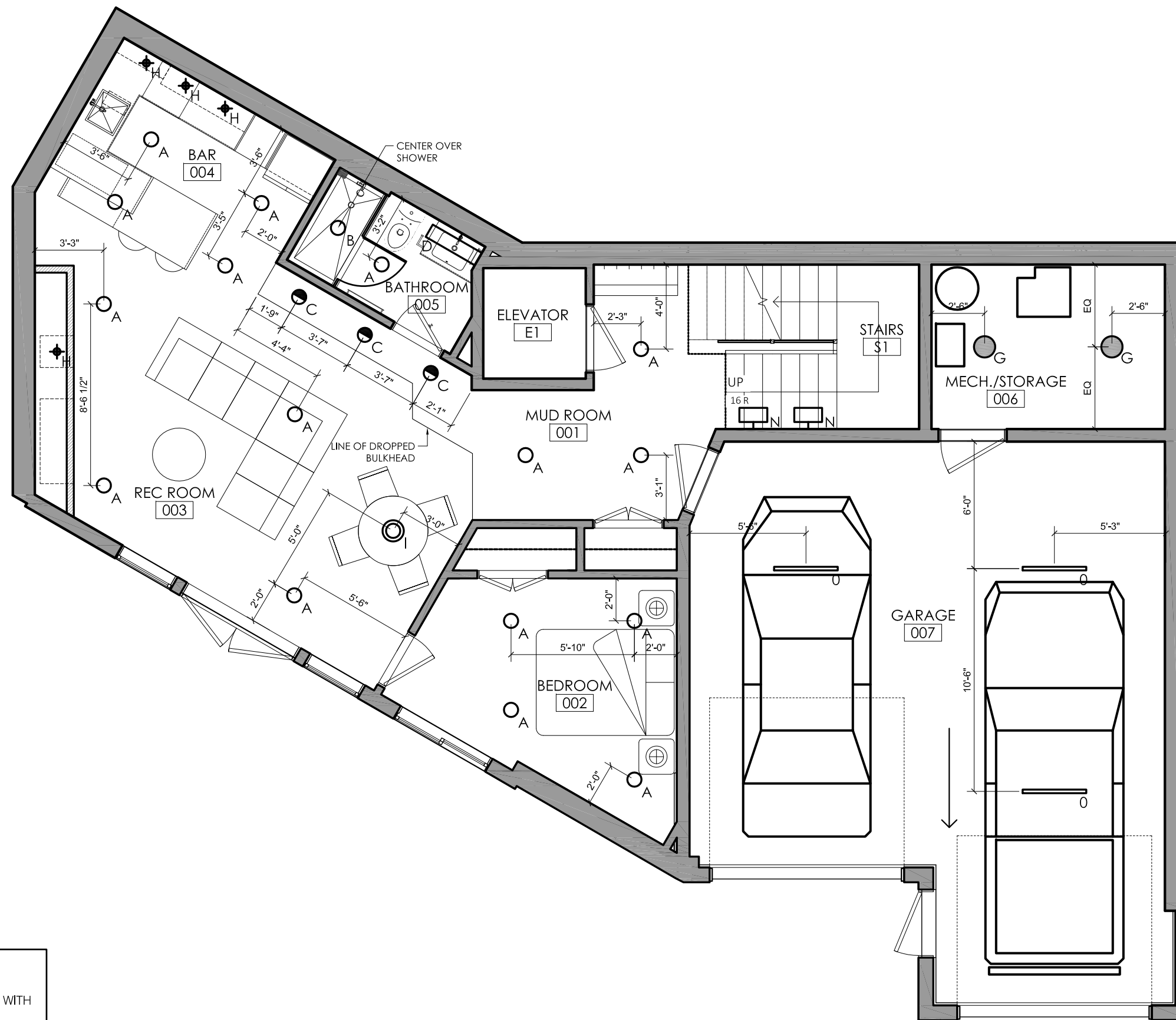


SUPERCEDES ALL PRINTS BEARING PREVIOUS REVISION NUMBERS



NOTE:

















1. THIS DRAWING TO BE READ IN CONJUNCTION WITH ELECTRICAL CONSULTANTS DRAWINGS.
2. REFER TO LIGHTING SCHEDULE FOR LEGENDS AND SPECIFICATIONS.

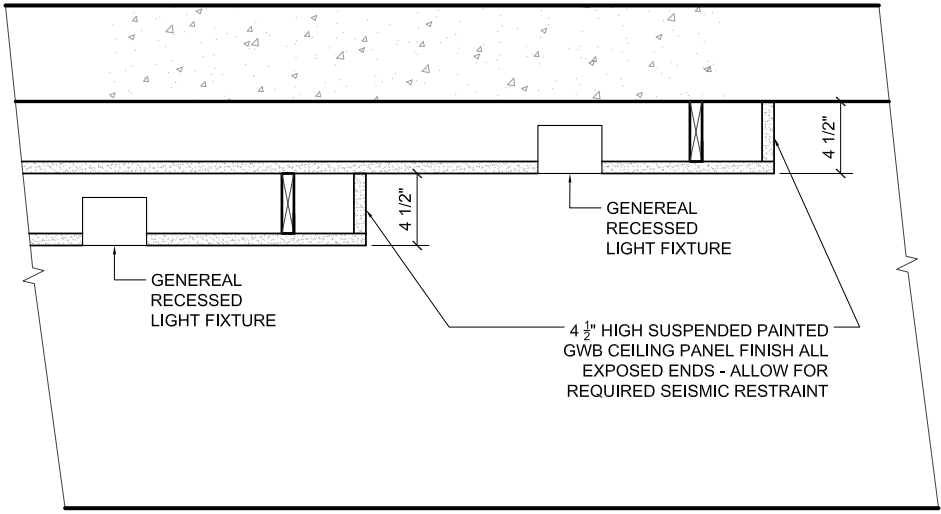
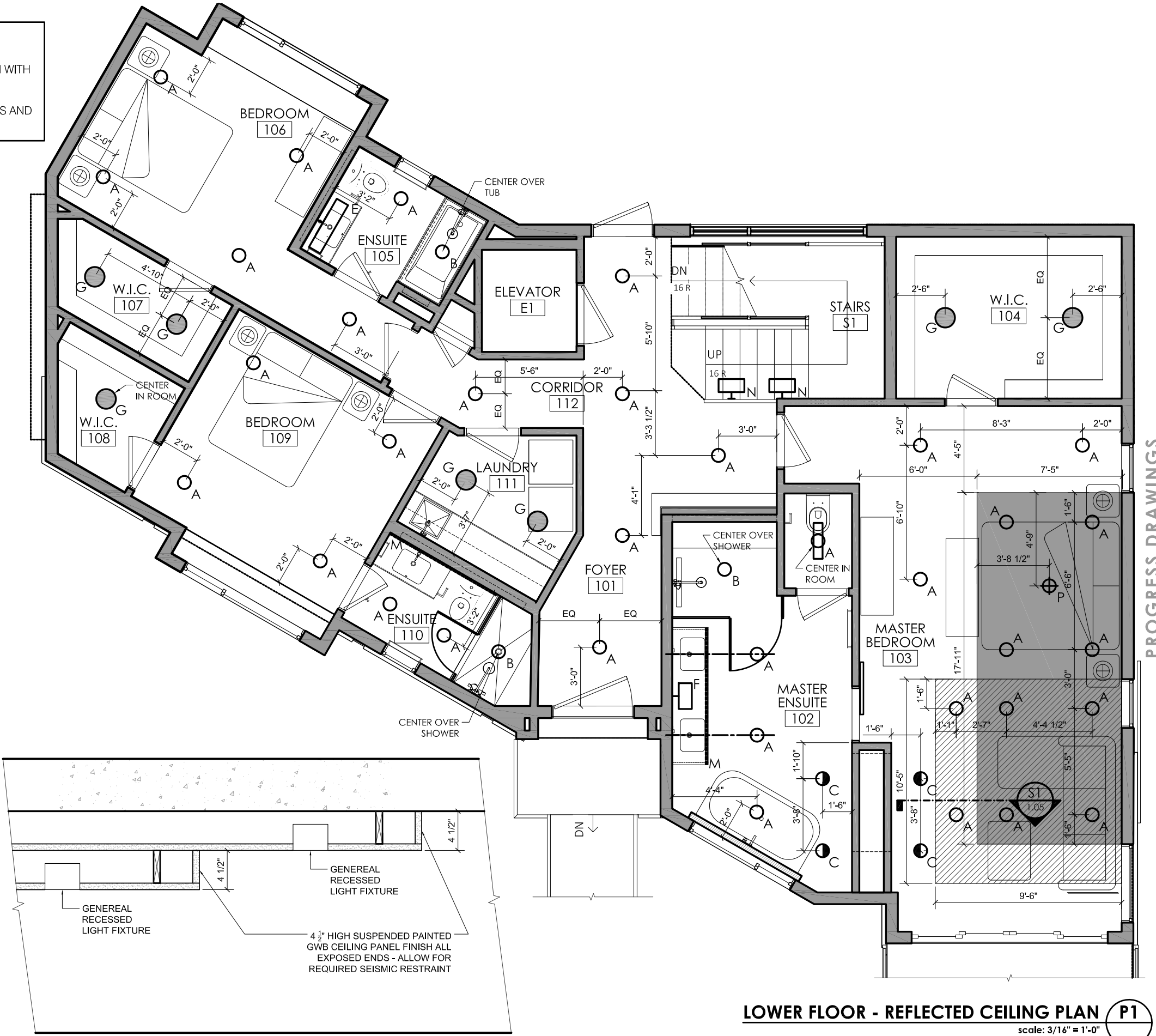


**BASEMENT - REFLECTED CEILING PLAN** **P1**  
scale: 3/16" = 1'-0"

NOTE:

- THIS DRAWING TO BE READ IN CONJUNCTION WITH ELECTRICAL CONSULTANTS DRAWINGS.
- REFER TO LIGHTING SCHEDULE FOR LEGENDS AND SPECIFICATIONS.

LIGHTING LEGEND	
	RECESSED POT LIGHT
	WET LOCATION RECESSED
	WALL WASHER
	WALL SCONCE - RM #005/207
	WALL SCONCE - RM #105
	WALL SCONCE - MASTER ENSUITE
	SURFACE MOUNT GENERAL
	PUCK LIGHT
	ROSETTE
	STAIR PENDANT
	SURFACE MOUNT - DEN
	DINING PENDANT
	LED TAPE
	STEP LIGHT
	UTILITY LIGHT - GARAGE
	MASTER BEDROOM PENDANT



MASTER BEDROOM DROPPED CEILING - SECTION S1  
scale: 1" = 1'-0" 1.05

LOWER FLOOR - REFLECTED CEILING PLAN P1  
scale: 3/16" = 1'-0"

Copyright Reserved

The Copyright to this drawing and its contents is reserved, and remains at all times the exclusive property of Area3, and shall not be used, modified, or reproduced without the expressed written consent of Area3.

Dimensions

The Contractor shall verify all dimensions, and immediately report any errors and/or omissions to Area3.  
DO NOT SCALE DRAWINGS.

KEY PLAN

-	RE-ISSUED FOR PRICING	18.07.26
-	RE-ISSUED FOR PRICING	18.06.25
-	ISSUED FOR PRICING	18.06.18
-	ISSUED FOR REVIEW	18.06.01
-	ISSUED FOR REVIEW	18.05.23
-	ISSUED FOR REVIEW	18.05.18
REV#	DESCRIPTION	DATE

PROJECT NAME:  
**SANDHU RESIDENCE**

SHEET TITLE:  
**LOWER FLOOR  
REFLECTED CEILING  
PLAN**

PROJECT NO: 18-229-20  
DRAWN: XX  
CHECKED: YY

Copyright Reserved

The Copyright to this drawing and its contents is reserved, and remains at all times the exclusive property of Area3, and shall not be used, modified, or reproduced without the expressed written consent of Area3.

Dimensions

The Contractor shall verify all dimensions, and immediately report any errors and/or omissions to Area3.  
DO NOT SCALE DRAWINGS.

KEY PLAN

- RE-ISSUED FOR PRICING	18.07.26
- RE-ISSUED FOR PRICING	18.06.25
- ISSUED FOR PRICING	18.06.18
- ISSUED FOR REVIEW	18.06.01
- ISSUED FOR REVIEW	18.05.23
- ISSUED FOR REVIEW	18.05.18

REV#	DESCRIPTION	DATE
------	-------------	------




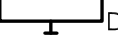
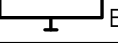










PROJECT NAME:  
**SANDHU RESIDENCE**

SHEET TITLE:  
**MAIN FLOOR  
REFLECTED CEILING  
PLAN - FIXTURES**

PROJECT NO:	18-229-20
DRAWN:	XX
CHECKED:	YY

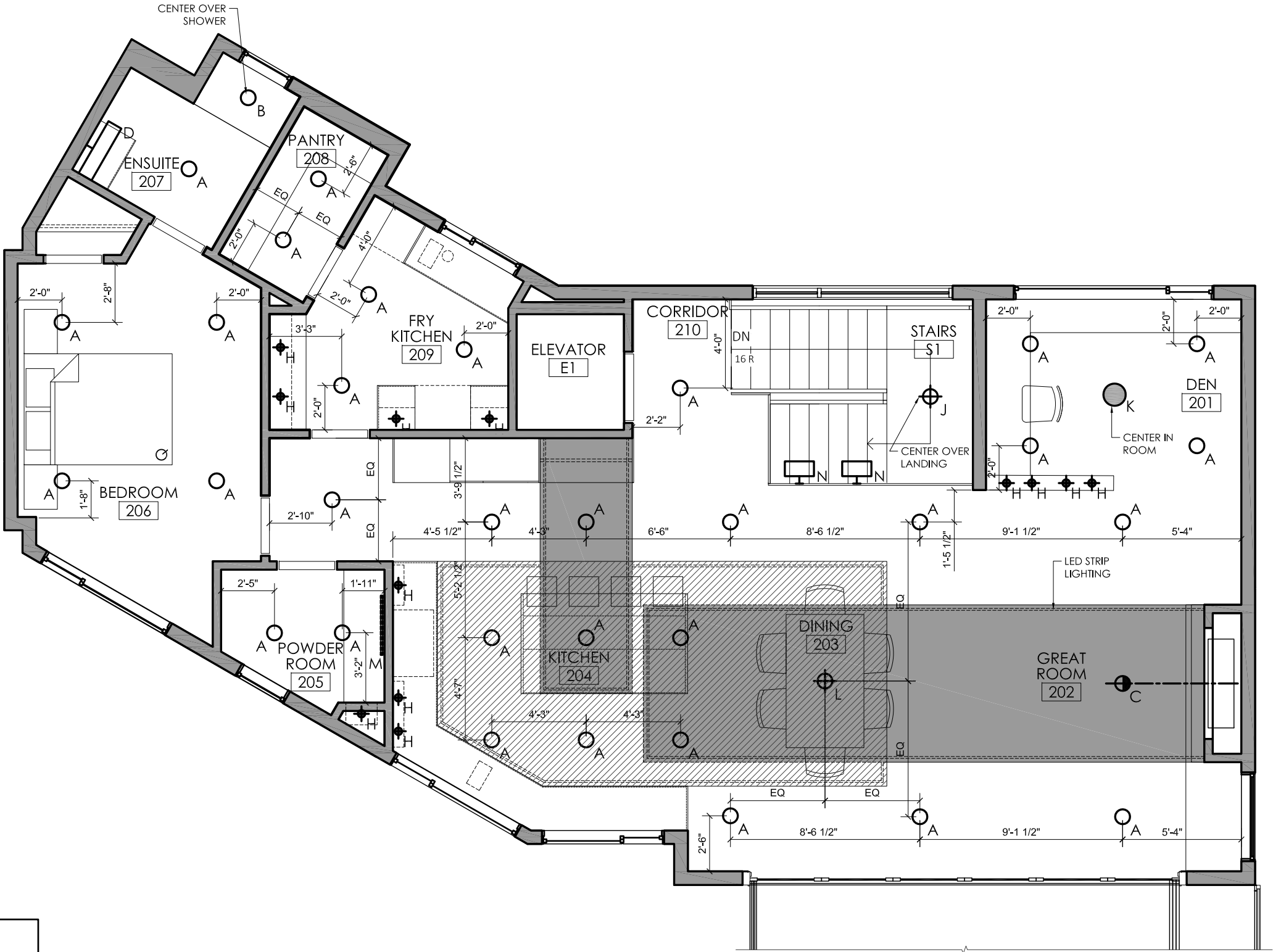
DRAWING NO:  
**ID 1.06**

SUPERCEDES ALL PRINTS BEARING PREVIOUS REVISION NUMBERS

LIGHTING LEGEND	
	RECESSED POT LIGHT
	WET LOCATION RECESSED
	WALL WASHER
	WALL SCONCE - RM #005/207
	WALL SCONCE - RM #105
	WALL SCONCE - MASTER ENSUITE
	SURFACE MOUNT GENERAL
	PUCK LIGHT
	ROSETTE
	STAIR PENDANT
	SURFACE MOUNT - DEN
	DINING PENDANT
	LED TAPE
	STEP LIGHT
	UTILITY LIGHT - GARAGE

NOTE:

- THIS DRAWING TO BE READ IN CONJUNCTION WITH ELECTRICAL CONSULTANTS DRAWINGS.
- REFER TO LIGHTING SCHEDULE FOR LEGENDS AND SPECIFICATIONS.



**MAIN FLOOR - REFLECTED CEILING PLAN** **P1**  
scale: 3/16" = 1'-0"

Copyright Reserved

The Copyright to this drawing and its contents is reserved, and remains at all times the exclusive property of Area3, and shall not be used, modified, or reproduced without the expressed written consent of Area3.

Dimensions

The Contractor shall verify all dimensions, and immediately report any errors and/or omissions to Area3.  
DO NOT SCALE DRAWINGS.

KEY PLAN

- RE-ISSUED FOR PRICING	18.07.26
- RE-ISSUED FOR PRICING	18.06.25
- ISSUED FOR PRICING	18.06.18
- ISSUED FOR REVIEW	18.06.01
- ISSUED FOR REVIEW	18.05.23
- ISSUED FOR REVIEW	18.05.18

REV#	DESCRIPTION	DATE
------	-------------	------

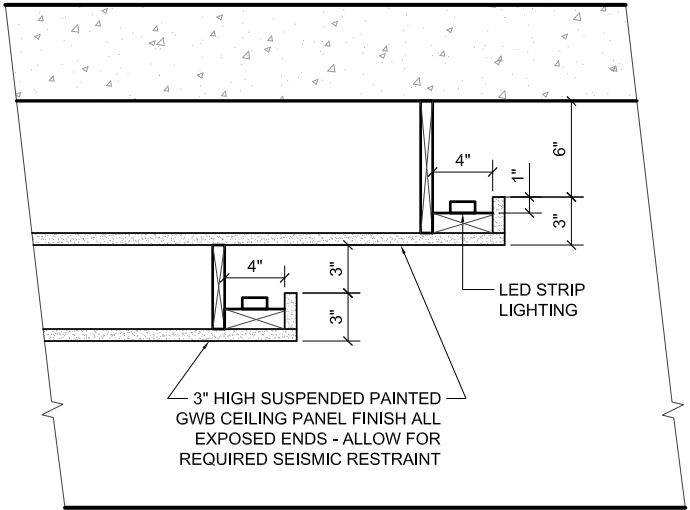
PROJECT NAME:  
**SANDHU RESIDENCE**

SHEET TITLE:  
**MAIN FLOOR  
REFLECTED CEILING  
PLAN - DROPPED CEILING**

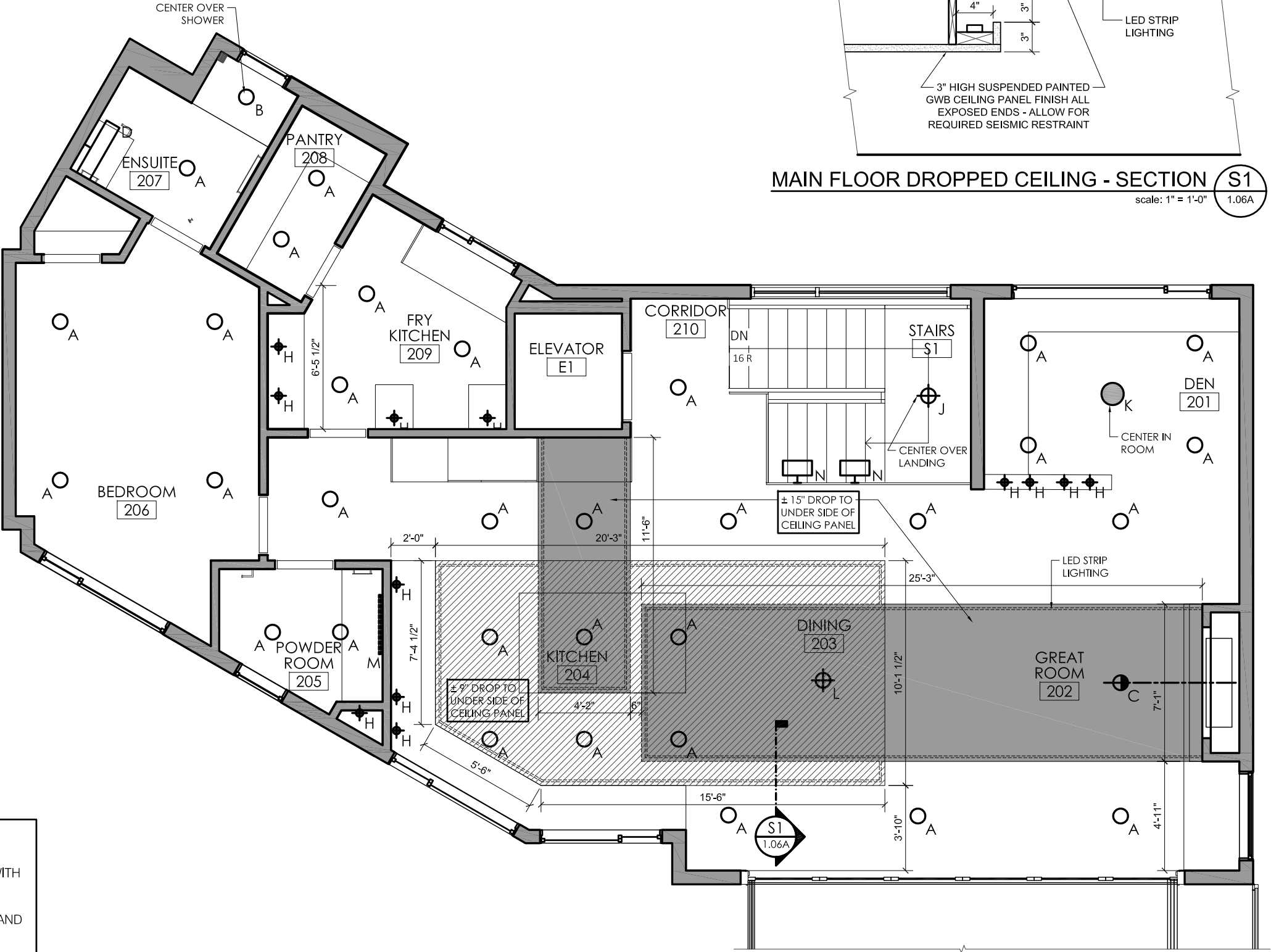
PROJECT NO:	18-229-20
DRAWN:	XX
CHECKED:	YY

DRAWING NO:  
**ID 1.06A**




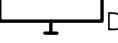
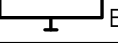










SUPERCEDES ALL PRINTS BEARING PREVIOUS REVISION NUMBERS



**MAIN FLOOR DROPPED CEILING - SECTION S1**  
scale: 1" = 1'-0" 1.06A



**MAIN FLOOR - REFLECTED CEILING PLAN P1**  
scale: 3/16" = 1'-0"

LIGHTING LEGEND	
	RECESSED POT LIGHT
	WET LOCATION RECESSED
	WALL WASHER
	WALL SCONCE - RM #005/207
	WALL SCONCE - RM #105
	WALL SCONCE - MASTER ENSUITE
	SURFACE MOUNT GENERAL
	PUCK LIGHT
	ROSETTE
	STAIR PENDANT
	SURFACE MOUNT - DEN
	DINING PENDANT
	LED TAPE
	STEP LIGHT
	UTILITY LIGHT - GARAGE

- NOTE:
- THIS DRAWING TO BE READ IN CONJUNCTION WITH ELECTRICAL CONSULTANTS DRAWINGS.
  - REFER TO LIGHTING SCHEDULE FOR LEGENDS AND SPECIFICATIONS.

The Copyright to this drawing and its contents is reserved, and remains at all times the exclusive property of Area3, and shall not be used, modified, or reproduced without the expressed written consent of Area3.

The Contractor shall verify all dimensions, and immediately report any errors and/or omissions to Area3.  
DO NOT SCALE DRAWINGS.

- RE-ISSUED FOR PRICING	18.07.26
- RE-ISSUED FOR PRICING	18.06.25
- ISSUED FOR PRICING	18.06.18
- ISSUED FOR REVIEW	18.06.01
- ISSUED FOR REVIEW	18.05.23
- ISSUED FOR REVIEW	18.05.18

PROJECT NAME: \_\_\_\_\_

SHEET TITLE:  
RM# 204: KITCHEN  
DETAIL PLAN

DRAWING NO:  
ID 1.07

NORTH

SUPERCEDES ALL PRINTS BEARING PREVIOUS REVISION NUMBERS



**RM#204: KITCHEN - PLAN** **P1**  
scale: 1/2" = 1'-0" 1.03

Copyright Reserved

The Copyright to this drawing and its contents is reserved, and remains at all times the exclusive property of Area3, and shall not be used, modified, or reproduced without the expressed written consent of Area3.

Dimensions

The Contractor shall verify all dimensions, and immediately report any errors and/or omissions to Area3.  
DO NOT SCALE DRAWINGS.

PROGRESS DRAWINGS

KEY PLAN

-	RE-ISSUED FOR PRICING	18.07.26
-	RE-ISSUED FOR PRICING	18.06.25
-	ISSUED FOR PRICING	18.06.18
-	ISSUED FOR REVIEW	18.06.01
-	ISSUED FOR REVIEW	18.05.23
-	ISSUED FOR REVIEW	18.05.18

REV #	DESCRIPTION	DATE
-------	-------------	------

PROJECT NAME:

SANDHU RESIDENCE

SHEET TITLE:

RM#: 209:  
FRY KITCHEN  
DETAIL PLAN

PROJECT NO: 18-229-20

DRAWN: XX

CHECKED: YY

DRAWING NO:

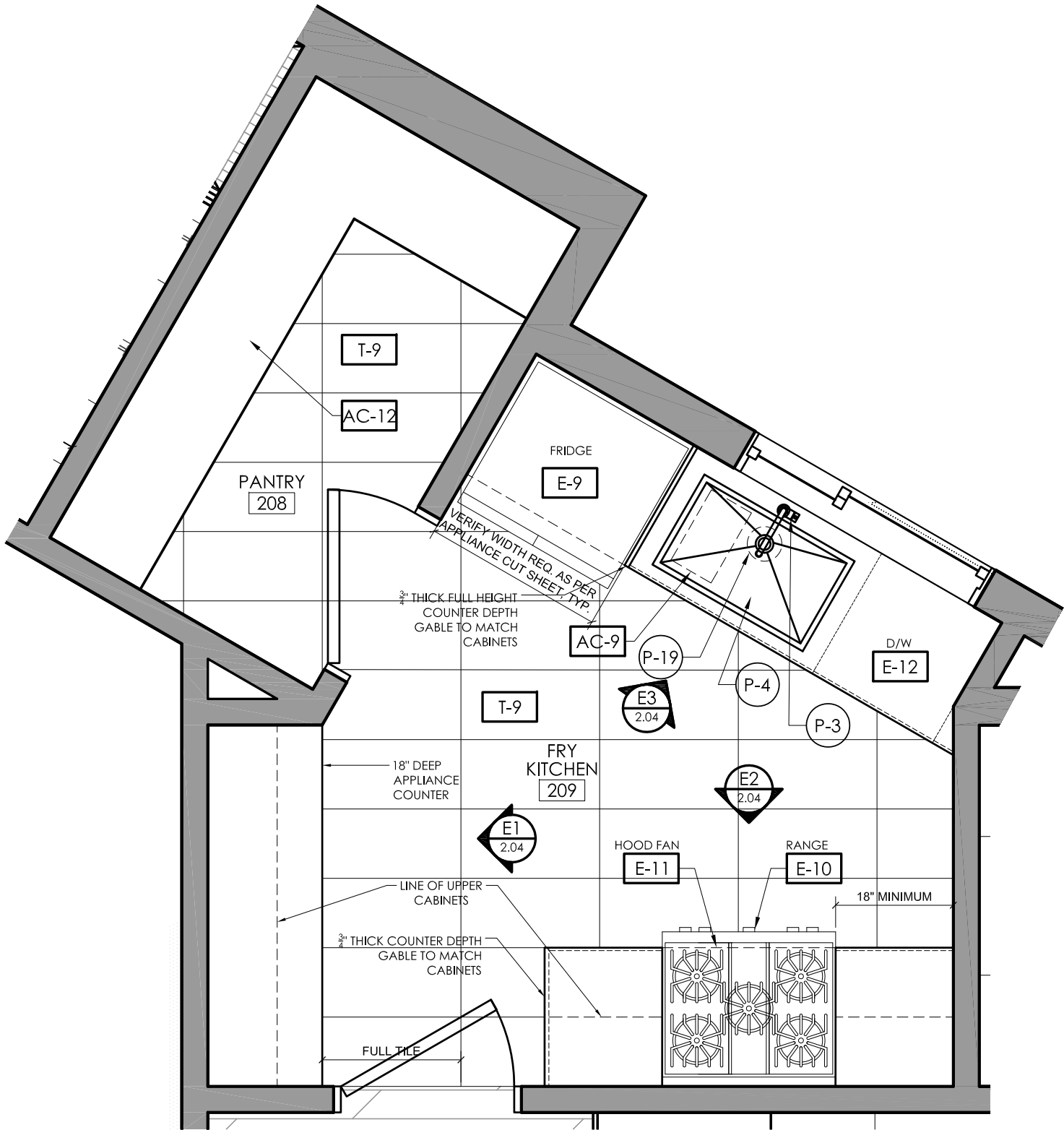


ID 1.08

SUPERCEDES ALL PRINTS BEARING PREVIOUS REVISION NUMBERS



Designed Together



RM# 209: FRY KITCHEN - PLAN

P1

scale: 1/2" = 1'-0"

1.03

Copyright Reserved

The Copyright to this drawing and its contents is reserved, and remains at all times the exclusive property of Area3, and shall not be used, modified, or reproduced without the expressed written consent of Area3.

Dimensions

The Contractor shall verify all dimensions, and immediately report any errors and/or omissions to Area3.  
DO NOT SCALE DRAWINGS.

PROGRESS DRAWINGS

KEY PLAN

-	RE-ISSUED FOR PRICING	18.07.26
-	RE-ISSUED FOR PRICING	18.06.25
-	ISSUED FOR PRICING	18.06.18
-	ISSUED FOR REVIEW	18.06.01
-	ISSUED FOR REVIEW	18.05.23
-	ISSUED FOR REVIEW	18.05.18

REV #	DESCRIPTION	DATE
-------	-------------	------

PROJECT NAME:  
**SANDHU RESIDENCE**

SHEET TITLE:  
**RM# 205: POWDER RM.  
& RM# 207: ENSUITE  
DETAIL PLANS**

PROJECT NO:	18-229-20
DRAWN:	XX
CHECKED:	YY

DRAWING NO:

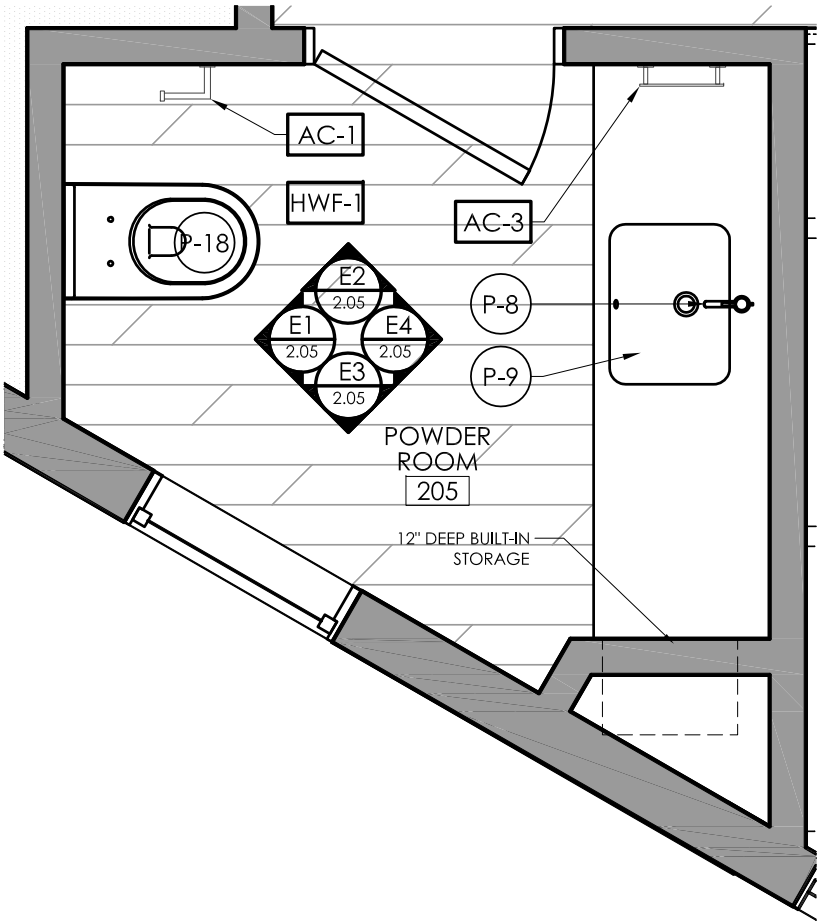


ID 1.09

SUPERCEDES ALL PRINTS BEARING PREVIOUS REVISION NUMBERS



Designed Together

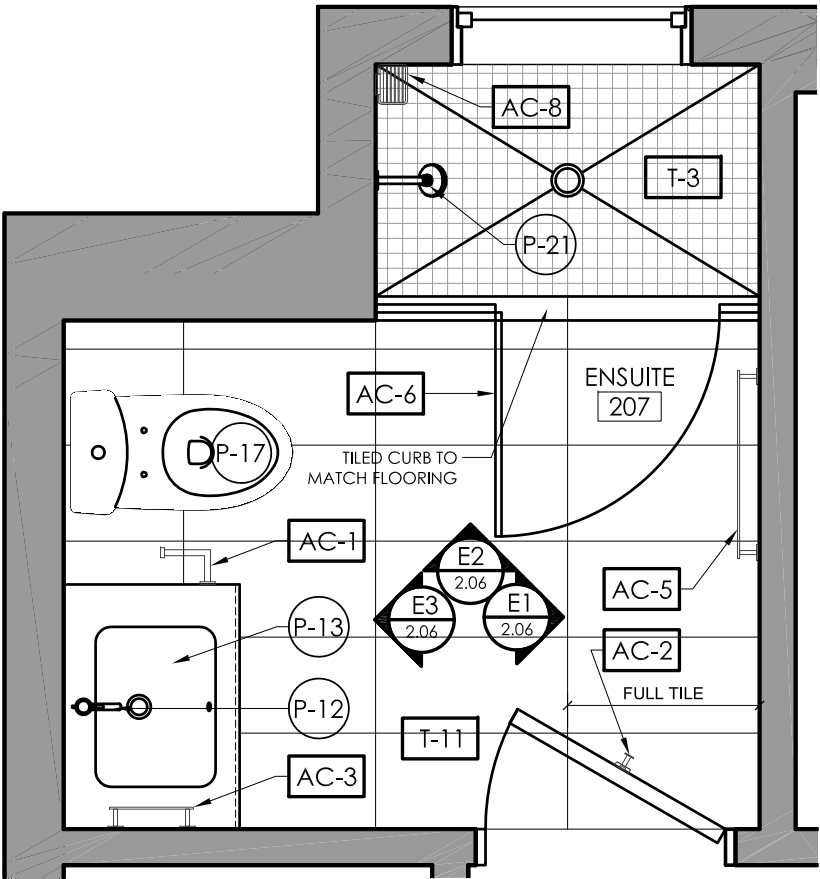


RM# 205: POWDER ROOM - PLAN

P1

scale: 1/2" = 1'-0"

1.03



RM# 207: ENSUITE - PLAN

P2

scale: 1/2" = 1'-0"

1.03

### Copyright Reserved

The Copyright to this drawing and its contents is reserved, and remains at all times the exclusive property of Area3, and shall not be used, modified, or reproduced without the expressed written consent of Area3.

### Dimensions

The Contractor shall verify all dimensions, and immediately report any errors and/or omissions to Area3.  
DO NOT SCALE DRAWINGS.

PROGRESS DRAWINGS

## KEY PLAN

-	RE-ISSUED FOR PRICING	18.07.26
-	RE-ISSUED FOR PRICING	18.06.25
-	ISSUED FOR PRICING	18.06.18
-	ISSUED FOR REVIEW	18.06.01
-	ISSUED FOR REVIEW	18.05.23
-	ISSUED FOR REVIEW	18.05.18

REV #	DESCRIPTION	DATE
-------	-------------	------

PROJECT NAME:

**SANDHU RESIDENCE**

SHEET TITLE:

**RM# 105: ENSUITE &  
RM#110 : ENSUITE  
DETAIL PLANS**

PROJECT NO:	18-229-20
DRAWN:	XX
CHECKED:	YY

DRAWING NO:



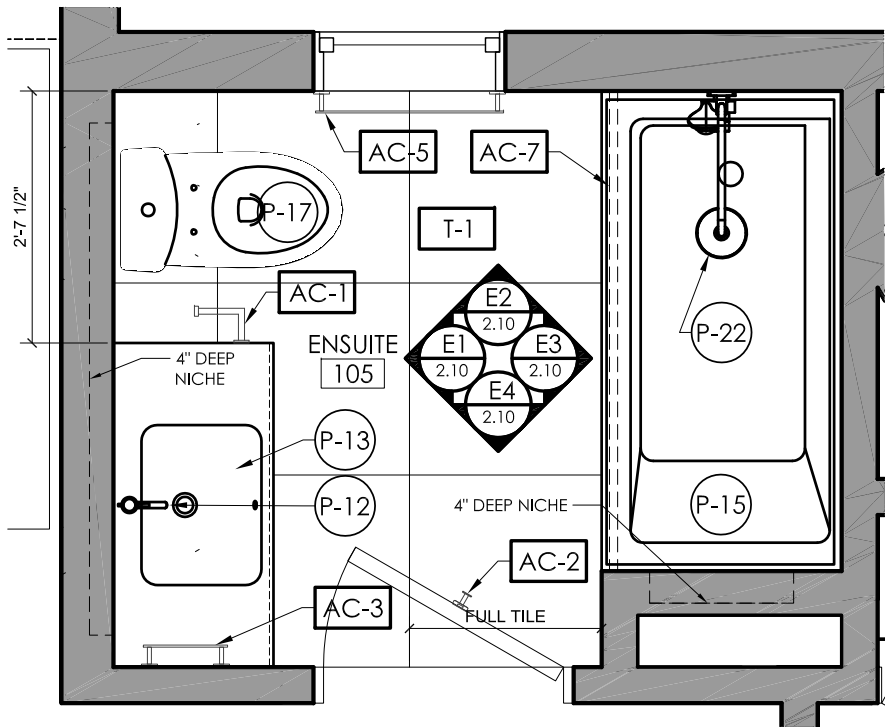
NORTH

**ID 1.10**

SUPERCEDES ALL PRINTS BEARING PREVIOUS REVISION NUMBERS



Designed Together

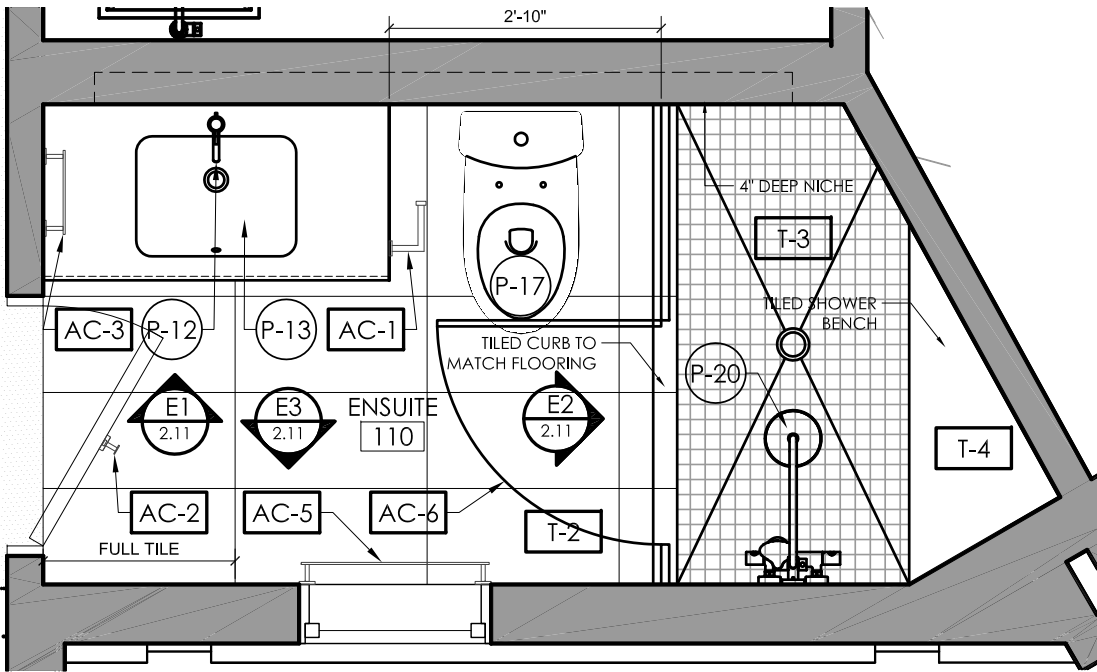


**RM# 105: ENSUITE - PLAN**

**P1**

scale: 1/2" = 1'-0"

1.02



**RM# 110: ENSUITE - PLAN**

**P2**

scale: 1/2" = 1'-0"

1.02

## Copyright Reserved

The Copyright to this drawing and its contents is reserved, and remains at all times the exclusive property of Area3, and shall not be used, modified, or reproduced without the expressed written consent of Area3.

## Dimensions

The Contractor shall verify all dimensions, and immediately report any errors and/or omissions to Area3.  
DO NOT SCALE DRAWINGS.

PROGRESS DRAWINGS

## KEY PLAN

-	RE-ISSUED FOR PRICING	18.07.26
-	RE-ISSUED FOR PRICING	18.06.25
-	ISSUED FOR PRICING	18.06.18
-	ISSUED FOR REVIEW	18.06.01
-	ISSUED FOR REVIEW	18.05.23
-	ISSUED FOR REVIEW	18.05.18

REV #	DESCRIPTION	DATE
-------	-------------	------

PROJECT NAME:

**SANDHU RESIDENCE**

SHEET TITLE:

**RM# 102: MAST. ENSUITE & RM# 111: LAUNDRY  
DETAIL PLANS**

PROJECT NO: 18-229-20

DRAWN: XX

CHECKED: YY

DRAWING NO:



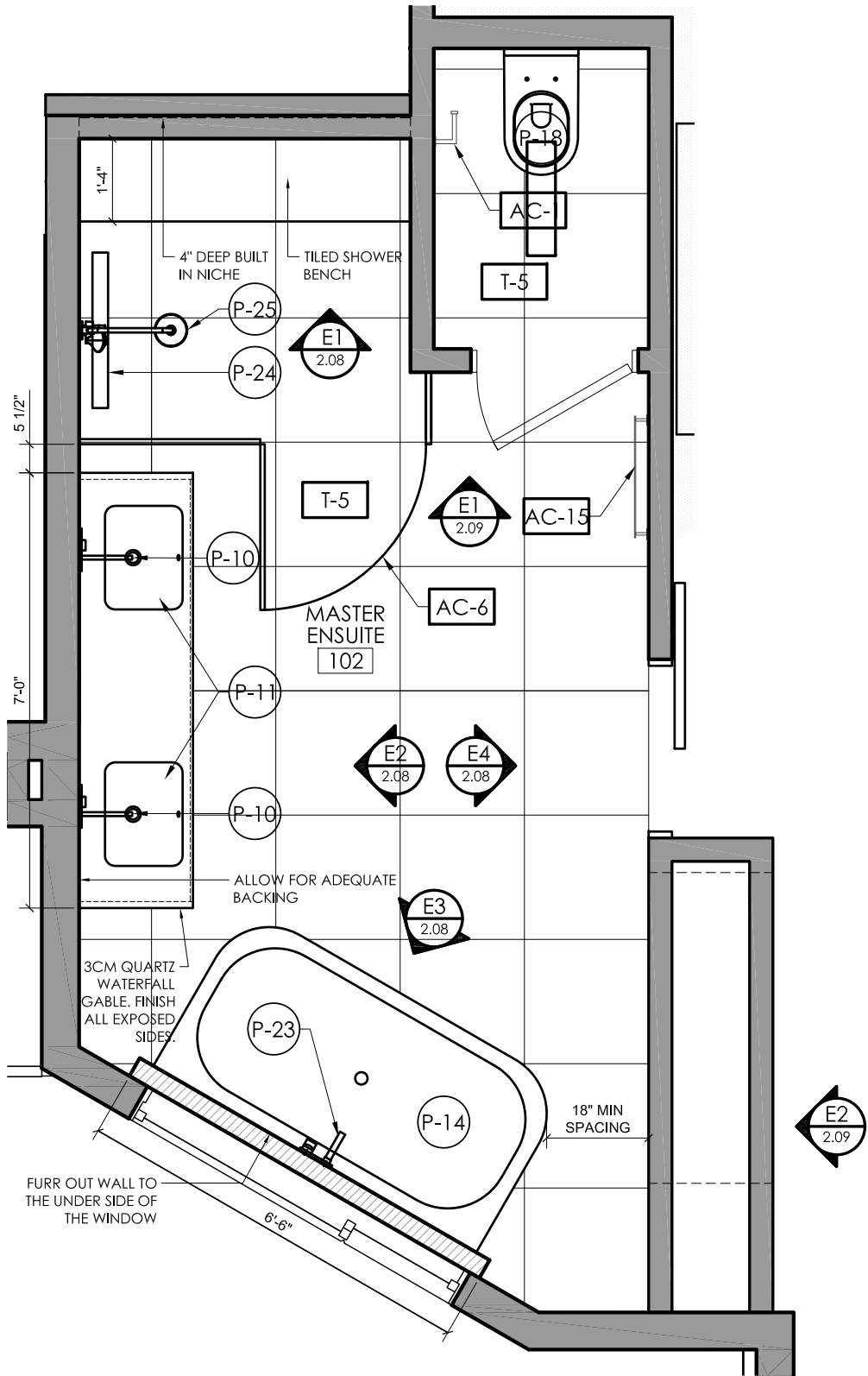
NORTH

ID 1.11

SUPERCEDES ALL PRINTS BEARING PREVIOUS REVISION NUMBERS



Designed Together

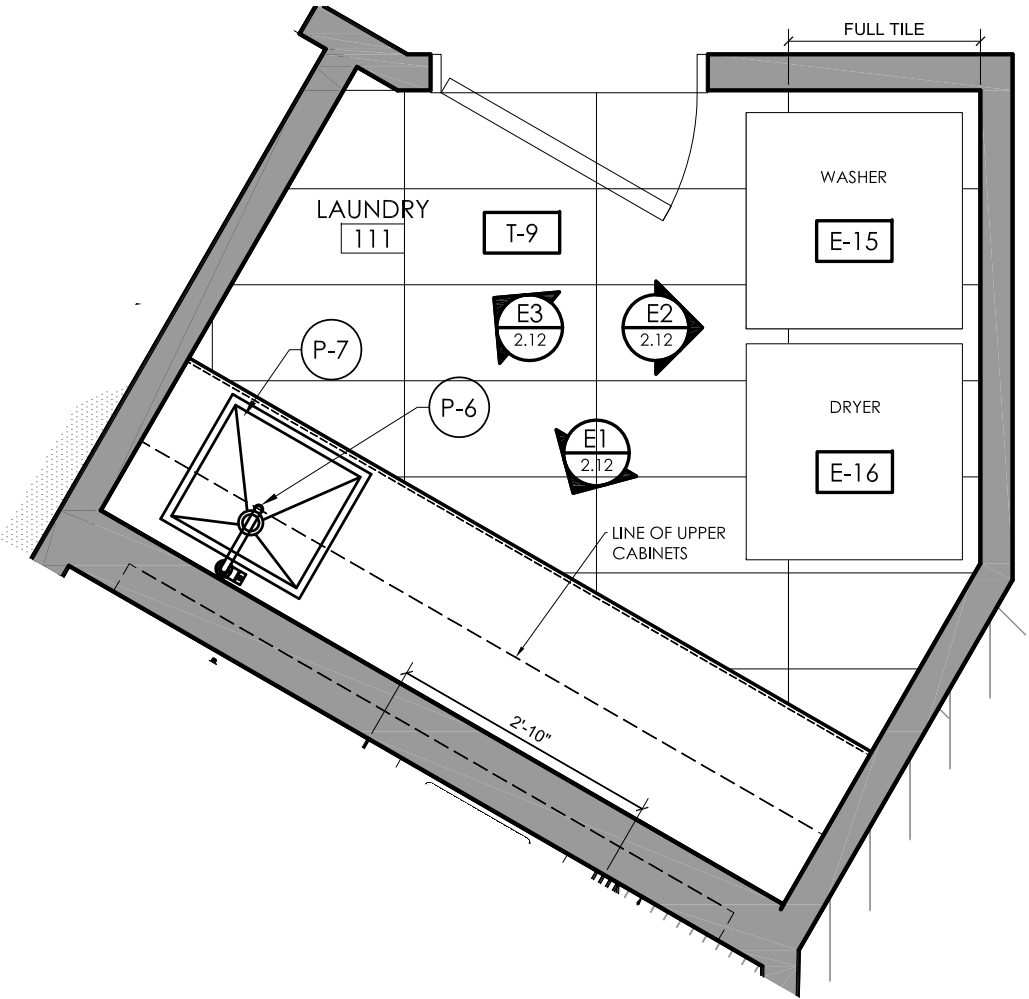


**RM# 102: MASTER ENSUITE - PLAN**

**P1**

scale: 3/8" = 1'-0"

1.02



**RM# 111: LAUNDRY - PLAN**

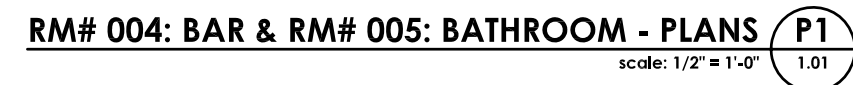
**P2**

scale: 1/2" = 1'-0"

1.02

The Copyright to this drawing and its contents is reserved, and remains at all times the exclusive property of Area3, and shall not be used, modified, or reproduced without the expressed written consent of Area3.

The Contractor shall verify all dimensions, and immediately report any errors and/or omissions to Area3.  
DO NOT SCALE DRAWINGS.



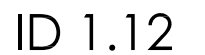
## KEY PLAN

REV#	DESCRIPTION	DATE
------	-------------	------

## SANDHU RESIDENCE

RM# 004: BAR &  
RM# 005: BATHROOM  
DETAIL PLANS

DRAWING NO: \_\_\_\_\_



**A<sub>3</sub>** Designed Together

The Copyright to this drawing and its contents is reserved, and remains at all times the exclusive property of Area3, and shall not be used, modified, or reproduced without the expressed written consent of Area3.

The Contractor shall verify all dimensions, and immediately report any errors and/or omissions to Area3.  
DO NOT SCALE DRAWINGS.

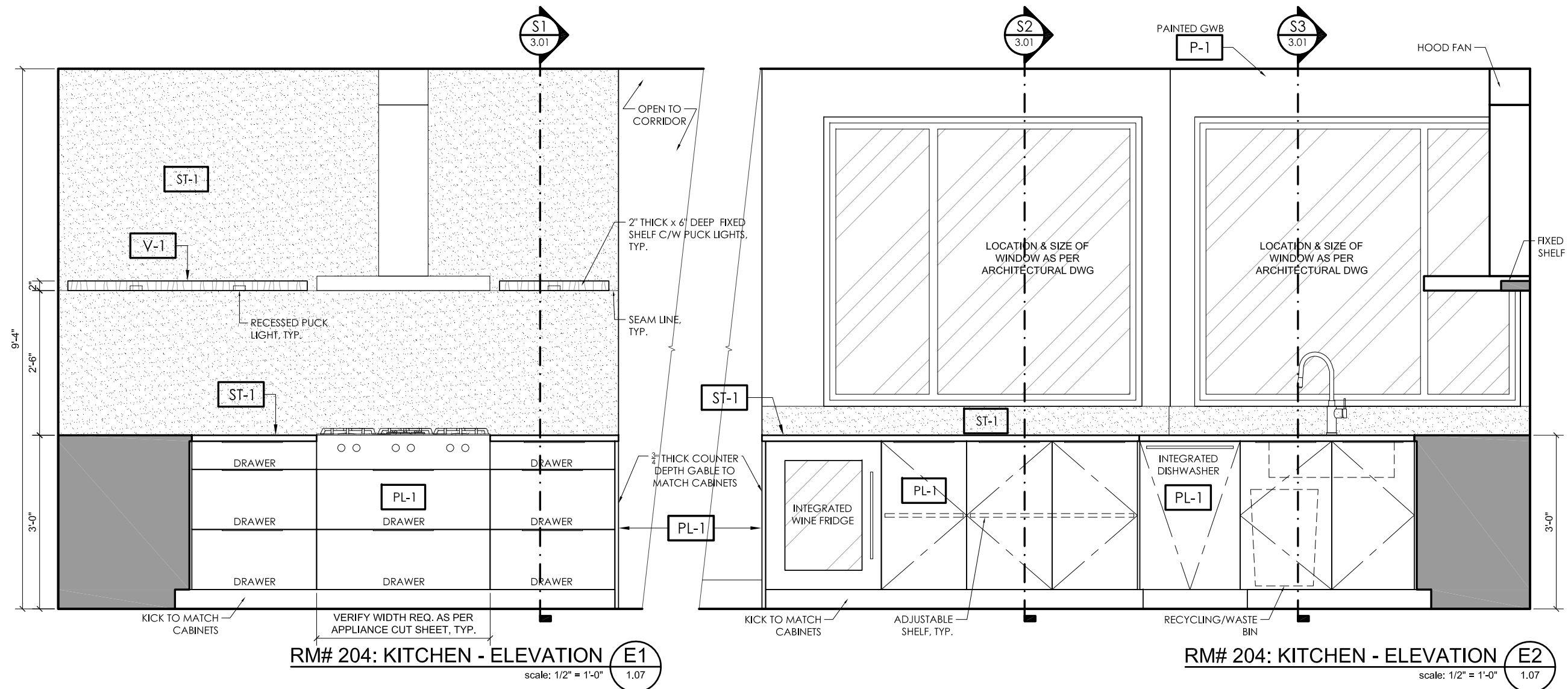
- RE-ISSUED FOR PRICING	18.07.26
- RE-ISSUED FOR PRICING	18.06.25
- ISSUED FOR PRICING	18.06.18
- ISSUED FOR REVIEW	18.06.01
- ISSUED FOR REVIEW	18.05.23
- ISSUED FOR REVIEW	18.05.18

PROJECT NAME:

**SANDHU RESIDENCE**

SHEET TITLE:  
RM# 204:  
KITCHEN ELEVATIONS

DRAWING NO:  
ID 2.01



The Copyright to this drawing and its contents is reserved, and remains at all times the exclusive property of Area3, and shall not be used, modified, or reproduced without the expressed written consent of Area3.

The Contractor shall verify all dimensions, and immediately report any errors and/or omissions to Area3.  
DO NOT SCALE DRAWINGS.



## KEY PLAN

-	RE-ISSUED FOR PRICING	18.07.26
-	RE-ISSUED FOR PRICING	18.06.25
-	ISSUED FOR PRICING	18.06.18
-	ISSUED FOR REVIEW	18.06.01
-	ISSUED FOR REVIEW	18.05.23
-	ISSUED FOR REVIEW	18.05.18
REV#	DESCRIPTION	DATE

PROJECT NAME

# SANDHU RESIDENCE

**SHEET TITLE:**

RM# 204: KITCHEN &  
RM# 210: ELEVATOR  
ELEVATIONS

PROJECT NO:	18-229-20
DRAWN:	XX
CHECKED:	YY

DRAWING NO.

ID 2.02

SUPERCEDES ALL PRINTS BEARING PREVIOUS REVISION NUMBERS.

The Copyright to this drawing and its contents is reserved, and remains at all times the exclusive property of Area3, and shall not be used, modified, or reproduced without the expressed written consent of Area3.

The Contractor shall verify all dimensions, and immediately report any errors and/or omissions to Area3.  
DO NOT SCALE DRAWINGS.

- RE-ISSUED FOR PRICING	18.07.26
- RE-ISSUED FOR PRICING	18.06.25
- ISSUED FOR PRICING	18.06.18
- ISSUED FOR REVIEW	18.06.01
- ISSUED FOR REVIEW	18.05.23
- ISSUED FOR REVIEW	18.05.18

PROJECT NAME:

SHEET TITLE:

PROJECT NO:	18-229-20
DRAWN:	XX
CHECKED:	YY

D 2.03

SUPERCEDES ALL PRINTS BEARING PREVIOUS REVISION NUMBERS



OPEN TO KITCHEN

S2  
3.02

ST-1

7'-6"

ADJUSTABLE SHELF, TYP.

MITERED EDGE, TYP.

TOUCH LATCH DOOR, TYP.

V-1

CABINETS  
DOORS

**RM# 204: KITCHEN - ELEVATION**

scale: 1/2" = 1'-0"

**E3**  
1.07

ST-1

7'-6"

3'-0"

DRAWER

DRAWER

DRAWER

DRAWER

DRAWER

DRAWER

DRAWER

DRAWER

KICK TO MATCH CABINETS

OPEN TO KITCHEN

3CM THICK COUNTER - DEPTH QUARTZ & GABLE WITH MITERED EDGES

**RM# 204: KITCHEN - ELEVATION**

scale: 1/2" = 1'-0"

**E2**

1.07

Copyright Reserved

The Copyright to this drawing and its contents is reserved, and remains at all times the exclusive property of Area3, and shall not be used, modified, or reproduced without the expressed written consent of Area3.

Dimensions

The Contractor shall verify all dimensions, and immediately report any errors and/or omissions to Area3.  
DO NOT SCALE DRAWINGS.

KEY PLAN

-	RE-ISSUED FOR PRICING	18.07.26
-	RE-ISSUED FOR PRICING	18.06.25
-	ISSUED FOR PRICING	18.06.18
-	ISSUED FOR REVIEW	18.06.01
-	ISSUED FOR REVIEW	18.05.23
-	ISSUED FOR REVIEW	18.05.18

REV #	DESCRIPTION	DATE
-------	-------------	------

PROJECT NAME:

SANDHU RESIDENCE

SHEET TITLE:

RM# 209:  
FRY KITCHEN  
ELEVATIONS

PROJECT NO:	18-229-20
DRAWN:	XX
CHECKED:	YY

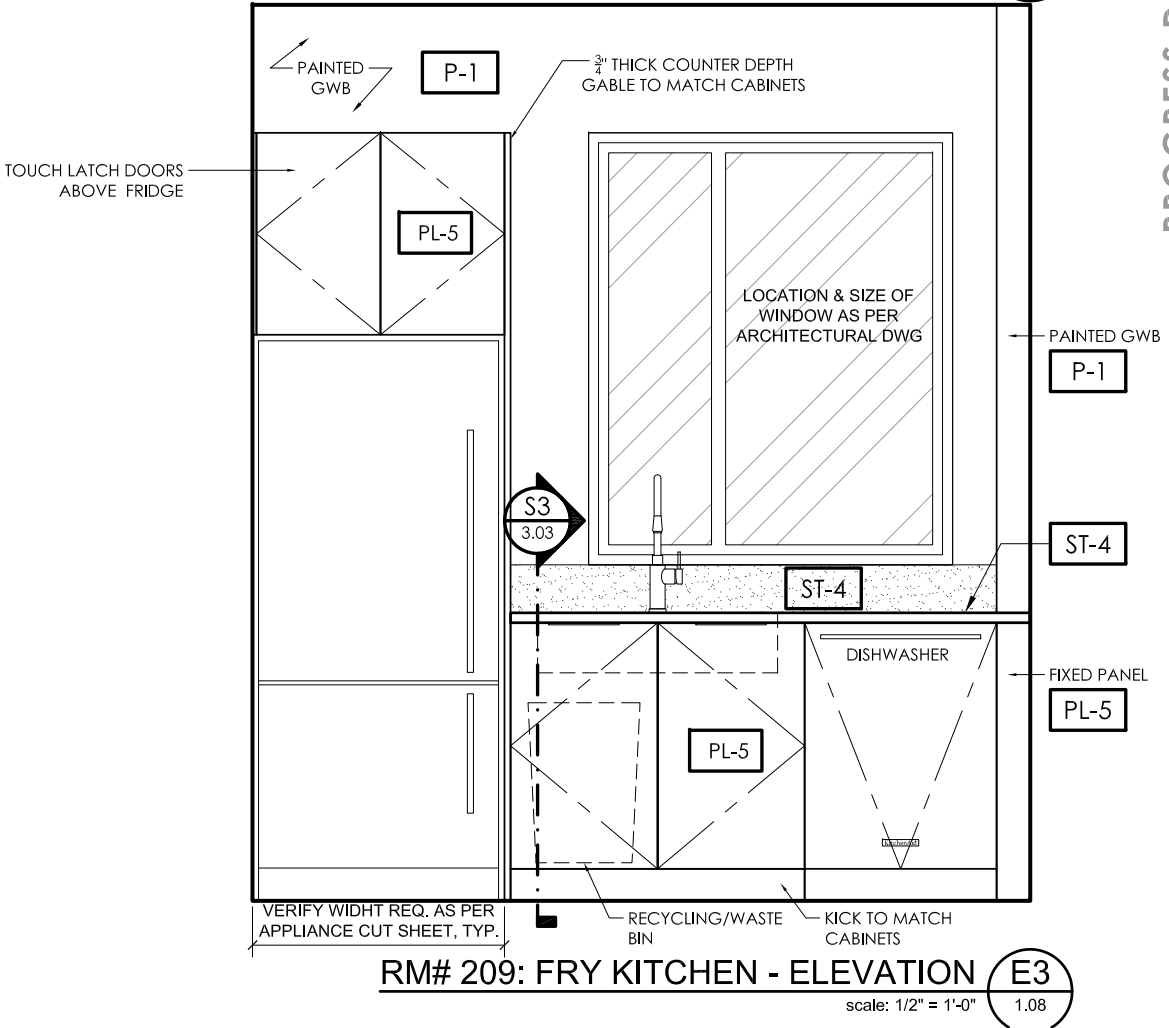
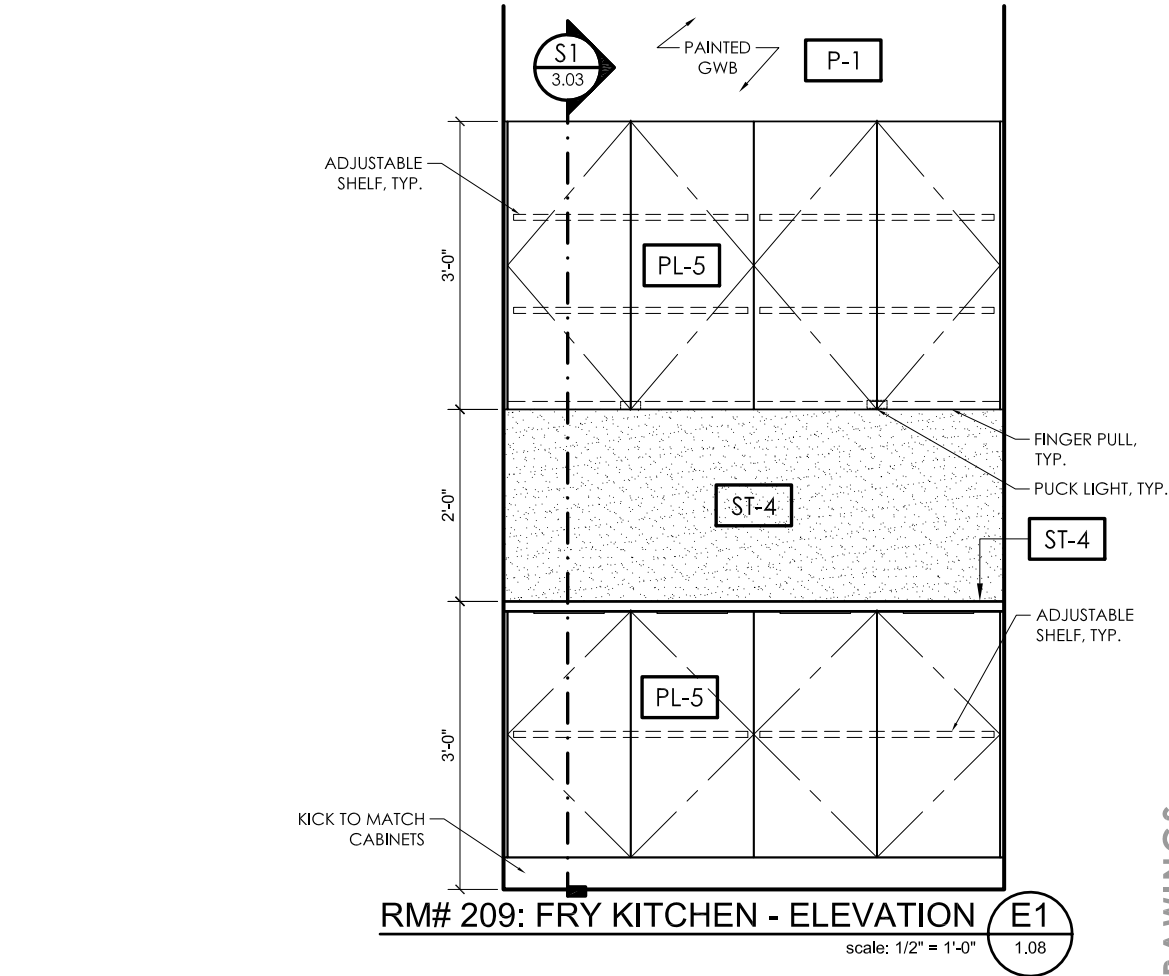
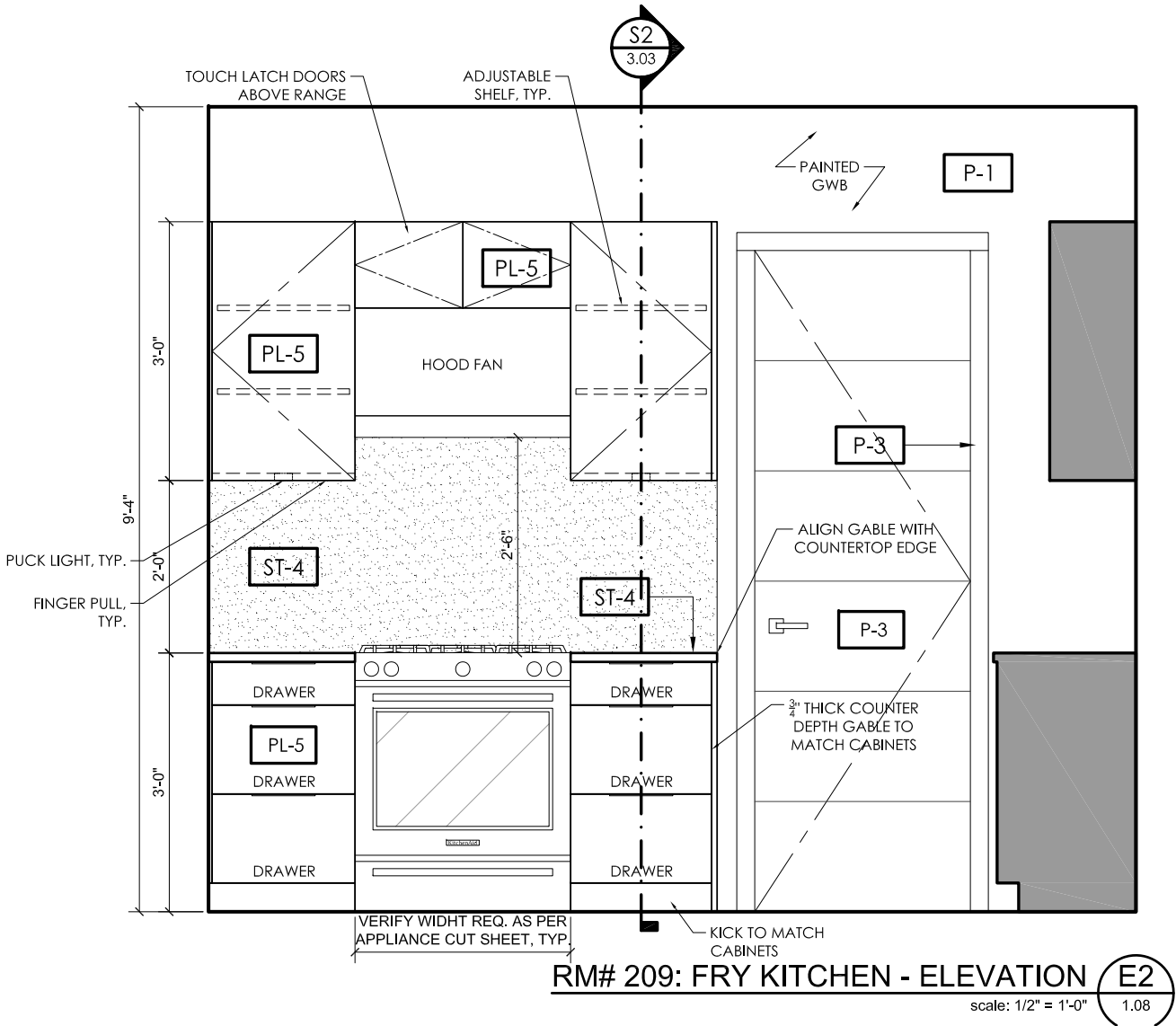
DRAWING NO:

ID 2.04

SUPERCEDES ALL PRINTS BEARING PREVIOUS REVISION NUMBERS



Designed Together



Copyright Reserved

The Copyright to this drawing and its contents is reserved, and remains at all times the exclusive property of Area3, and shall not be used, modified, or reproduced without the expressed written consent of Area3.

Dimensions

The Contractor shall verify all dimensions, and immediately report any errors and/or omissions to Area3.  
DO NOT SCALE DRAWINGS.

KEY PLAN

-	RE-ISSUED FOR PRICING	18.07.26
-	RE-ISSUED FOR PRICING	18.06.25
-	ISSUED FOR PRICING	18.06.18
-	ISSUED FOR REVIEW	18.06.01
-	ISSUED FOR REVIEW	18.05.23
-	ISSUED FOR REVIEW	18.05.18

REV #	DESCRIPTION	DATE
-------	-------------	------

PROJECT NAME:  
**SANDHU RESIDENCE**

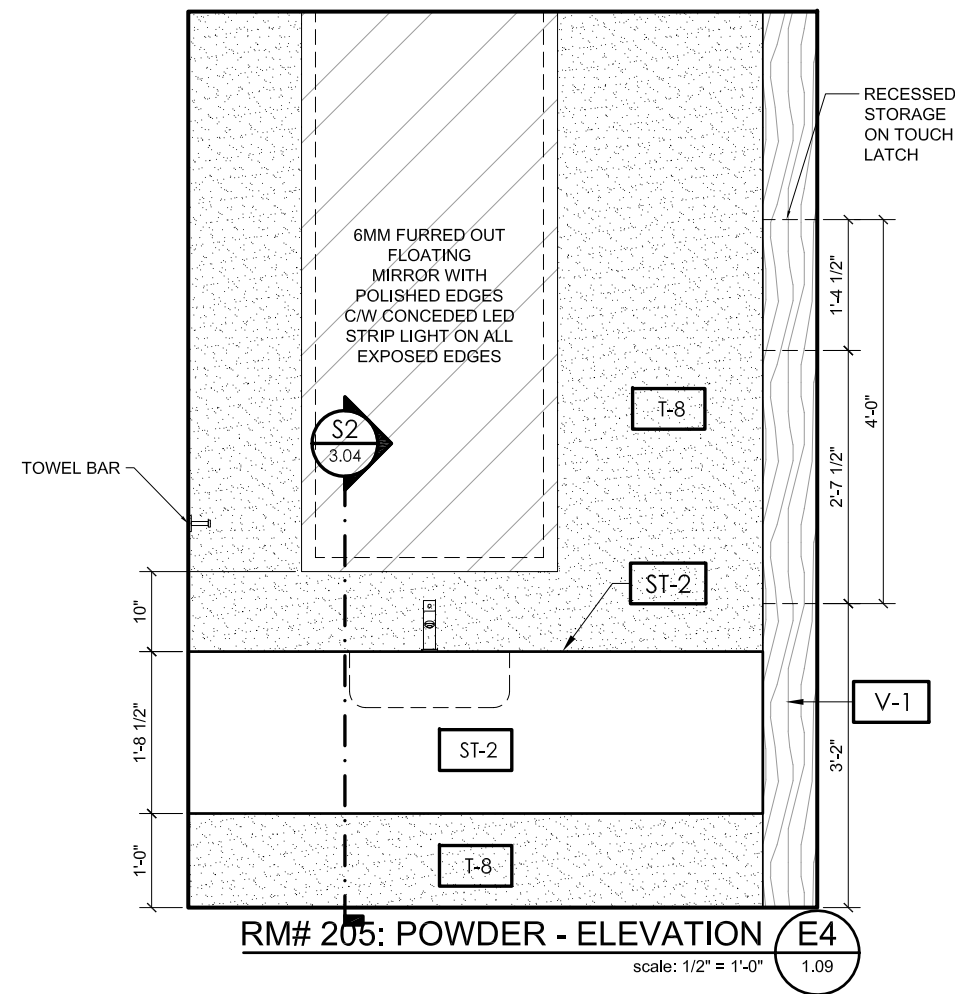
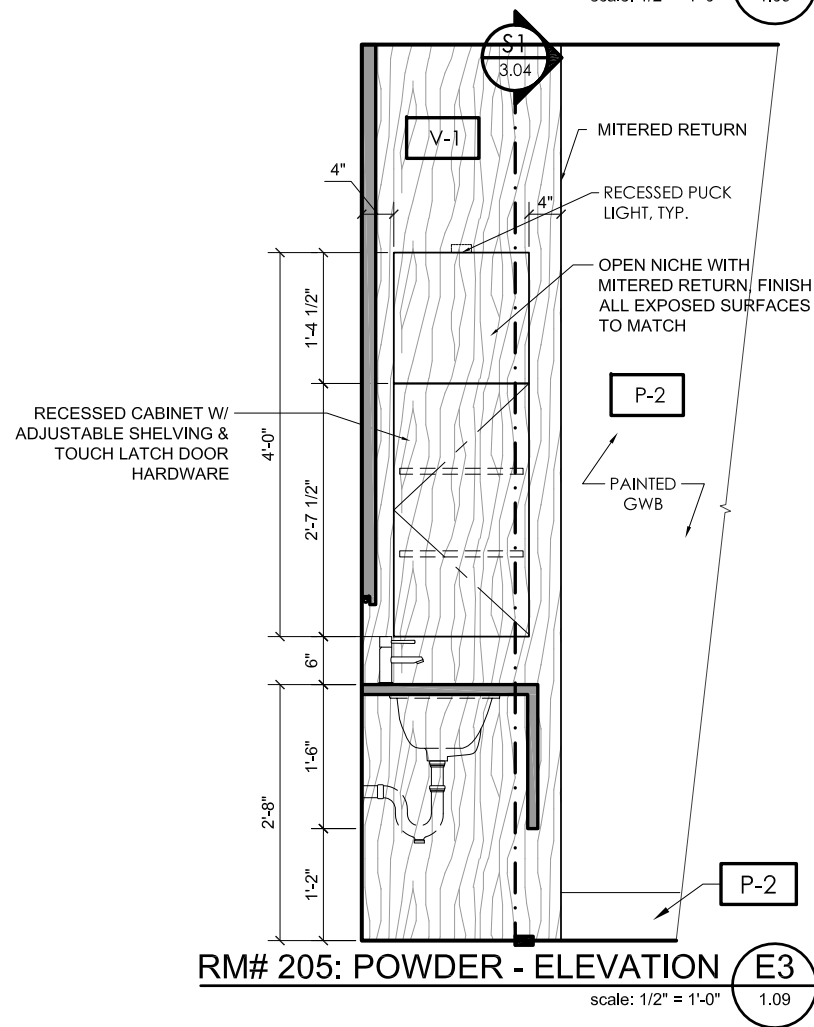
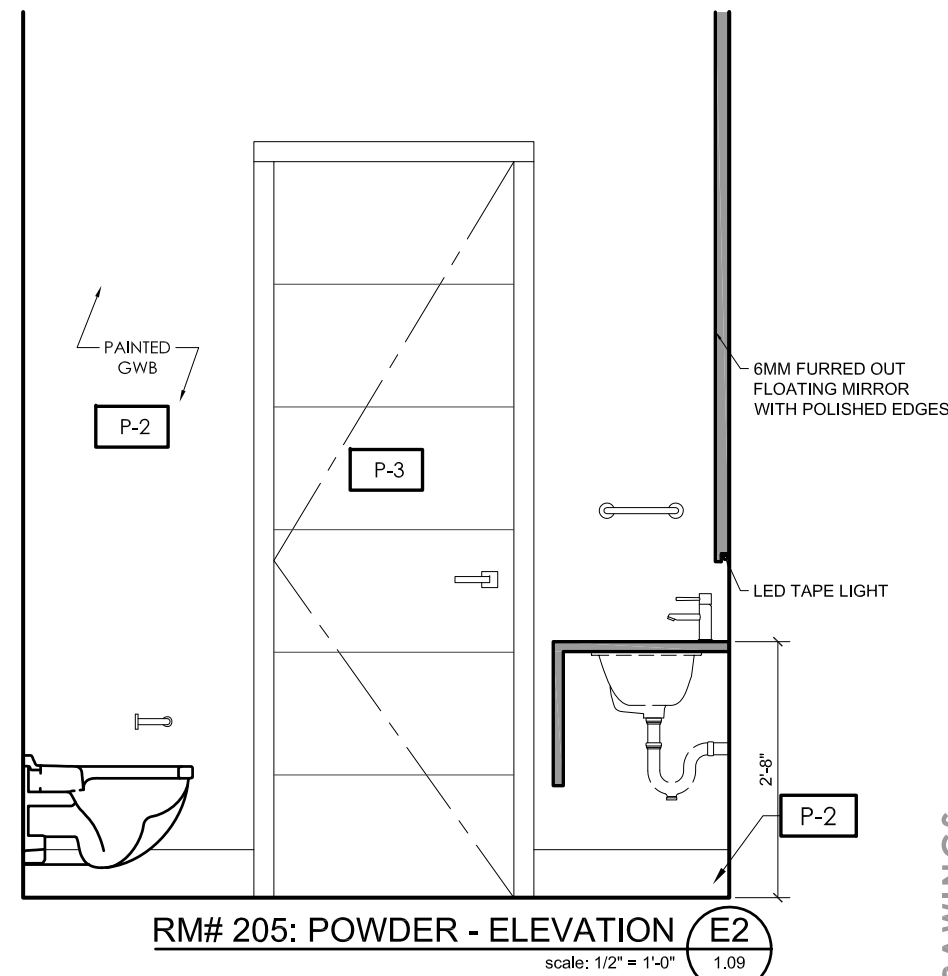
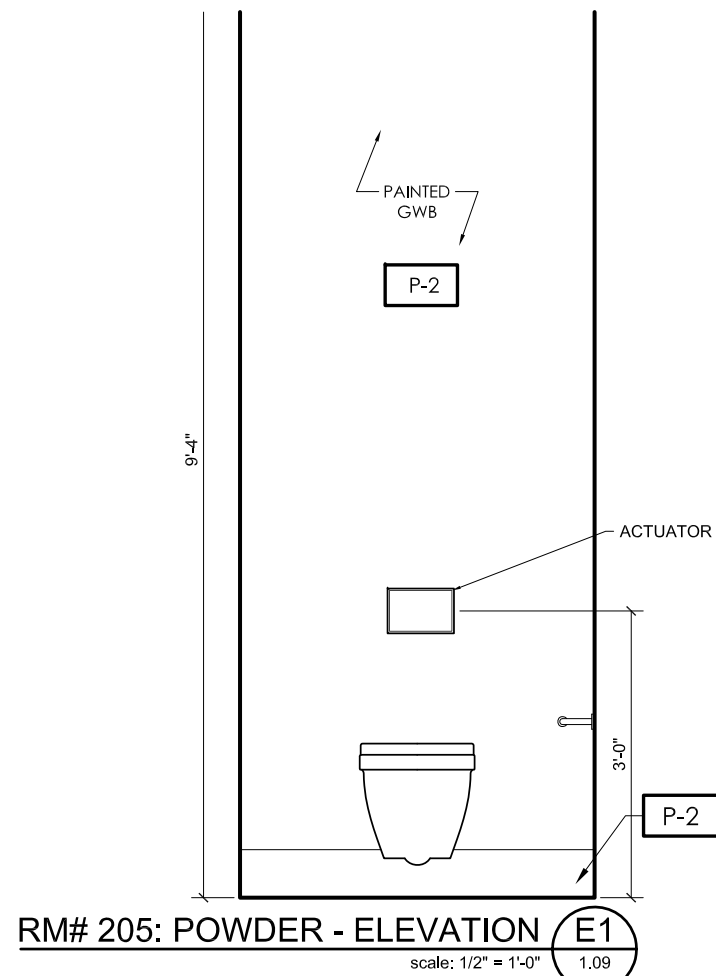
SHEET TITLE:  
**RM# 205:  
POWDER ELEVATIONS**

PROJECT NO:	18-229-20
DRAWN:	XX
CHECKED:	YY

DRAWING NO:

**ID 2.05**

SUPERCEDES ALL PRINTS BEARING PREVIOUS REVISION NUMBERS



Copyright Reserved

The Copyright to this drawing and its contents is reserved, and remains at all times the exclusive property of Area3, and shall not be used, modified, or reproduced without the expressed written consent of Area3.

Dimensions

The Contractor shall verify all dimensions, and immediately report any errors and/or omissions to Area3.  
DO NOT SCALE DRAWINGS.

KEY PLAN

-	RE-ISSUED FOR PRICING	18.07.26
-	RE-ISSUED FOR PRICING	18.06.25
-	ISSUED FOR PRICING	18.06.18
-	ISSUED FOR REVIEW	18.06.01
-	ISSUED FOR REVIEW	18.05.23
-	ISSUED FOR REVIEW	18.05.18

REV #	DESCRIPTION	DATE
-------	-------------	------

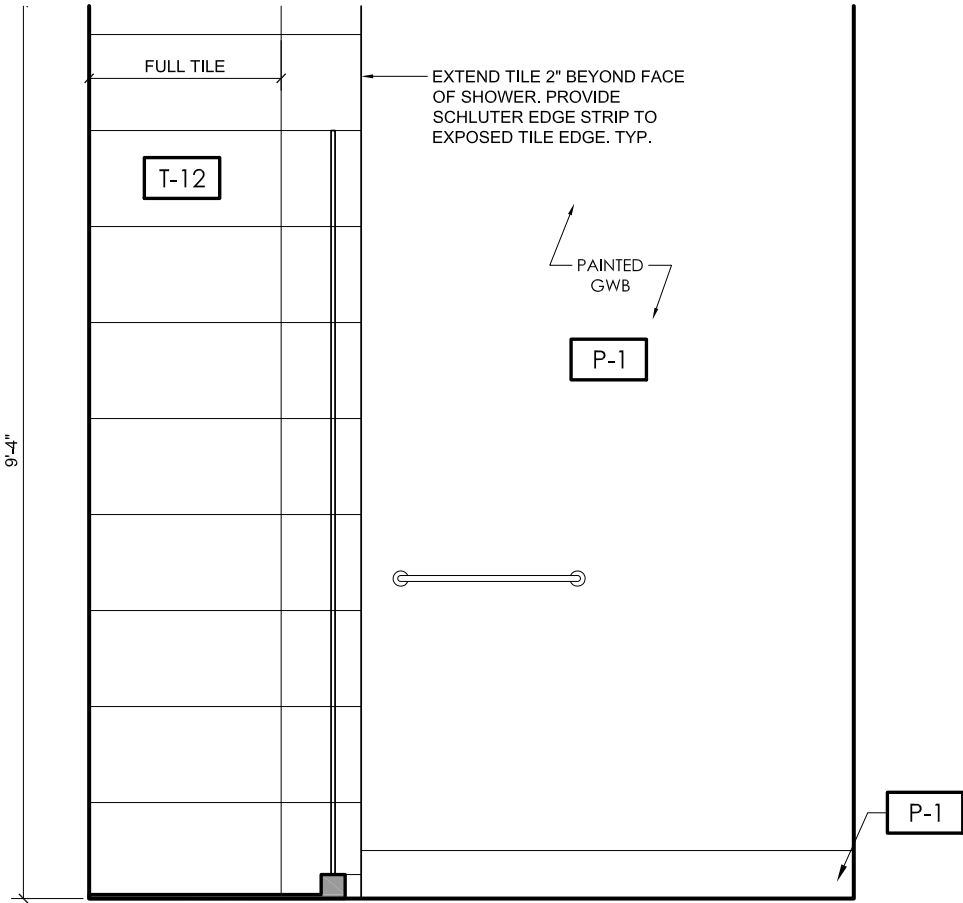
PROJECT NAME:  
**SANDHU RESIDENCE**

SHEET TITLE:  
**RM# 207:  
ENSUITE ELEVATIONS**

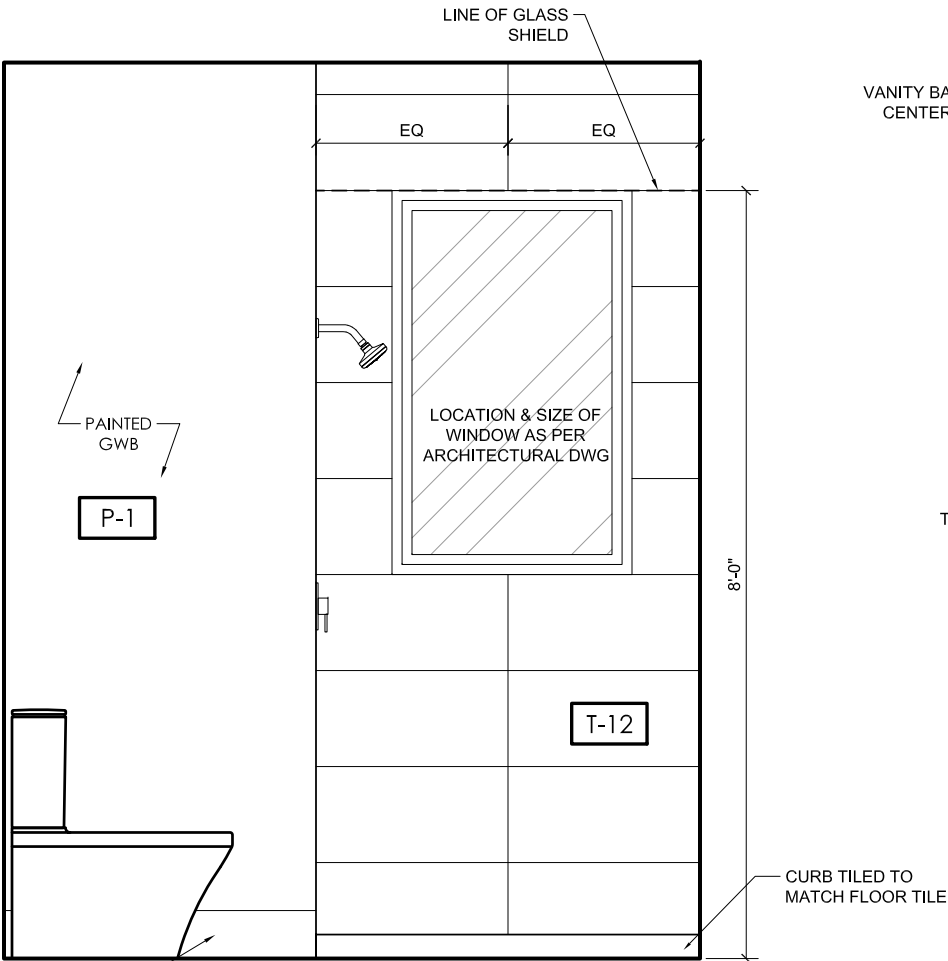
PROJECT NO:	18-229-20
DRAWN:	XX
CHECKED:	YY

DRAWING NO:  
**ID 2.06**

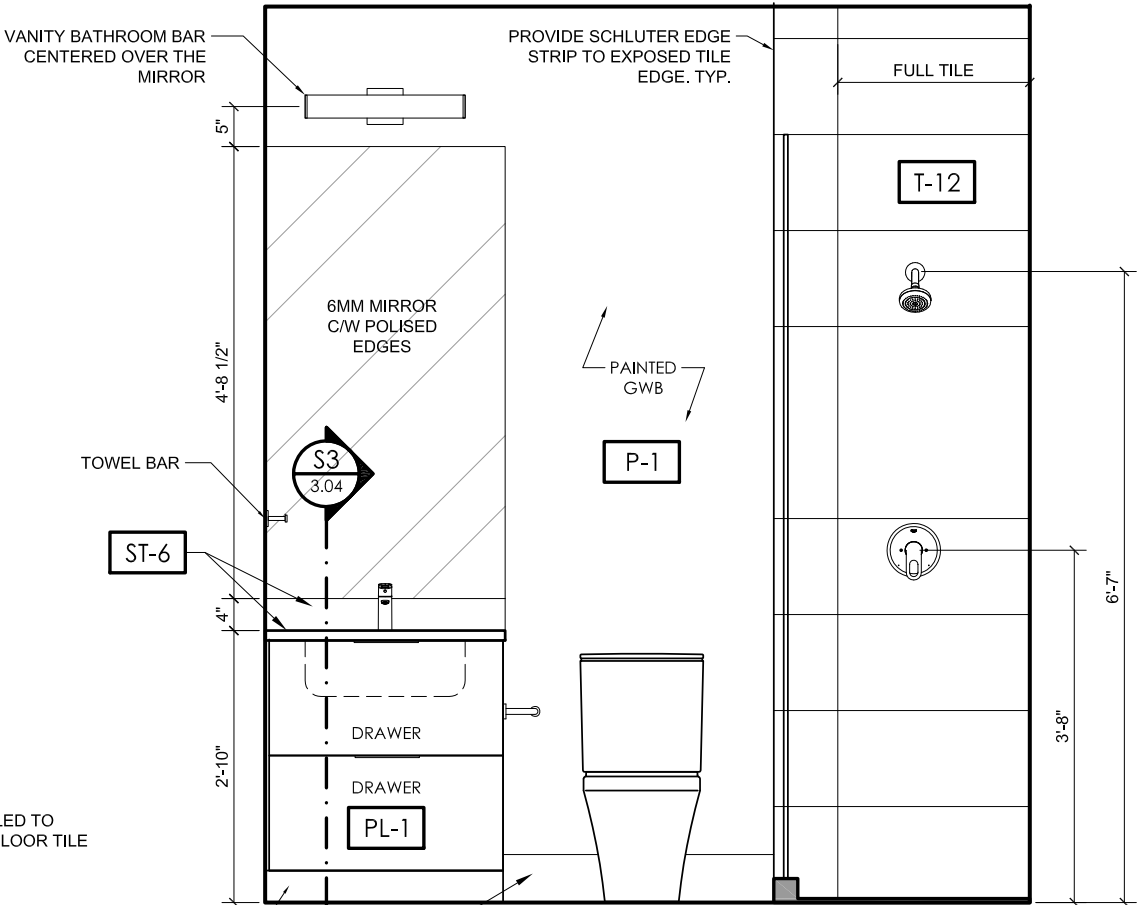
SUPERCEDES ALL PRINTS BEARING PREVIOUS REVISION NUMBERS



RM# 207: ENSUITE - ELEVATION **E1**  
scale: 1/2" = 1'-0" 1.09



RM# 207: ENSUITE - ELEVATION **E2**  
scale: 1/2" = 1'-0" 1.09



RM# 207: ENSUITE - ELEVATION **E3**  
scale: 1/2" = 1'-0" 1.09

PROGRESS DRAWINGS

Copyright Reserved

The Copyright to this drawing and its contents is reserved, and remains at all times the exclusive property of Area3, and shall not be used, modified, or reproduced without the expressed written consent of Area3.

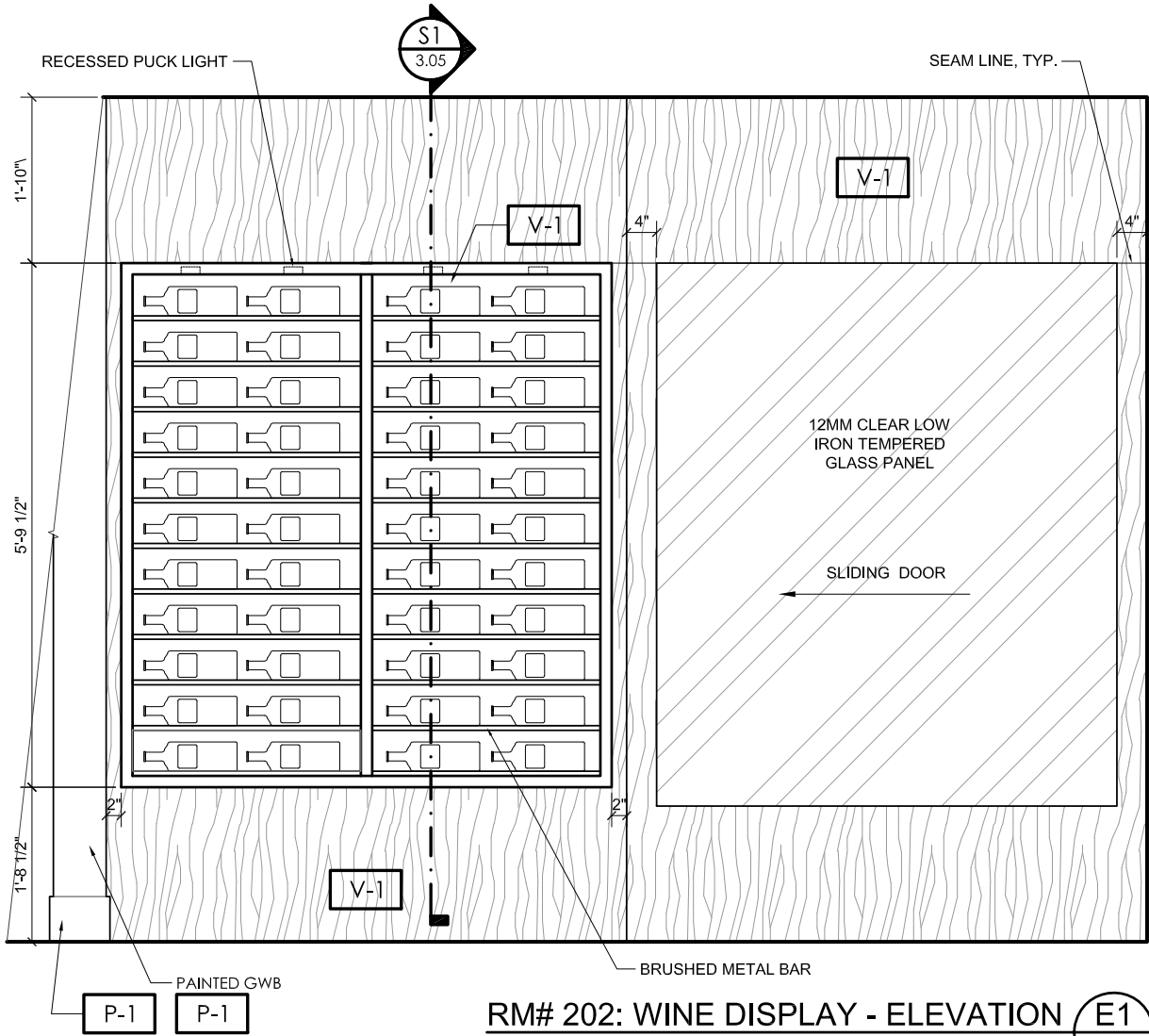
Dimensions

The Contractor shall verify all dimensions, and immediately report any errors and/or omissions to Area3.  
DO NOT SCALE DRAWINGS.



RM# 202: FIREPLACE CONCEPT IMAGE

scale: 1/2" = 1'-0"

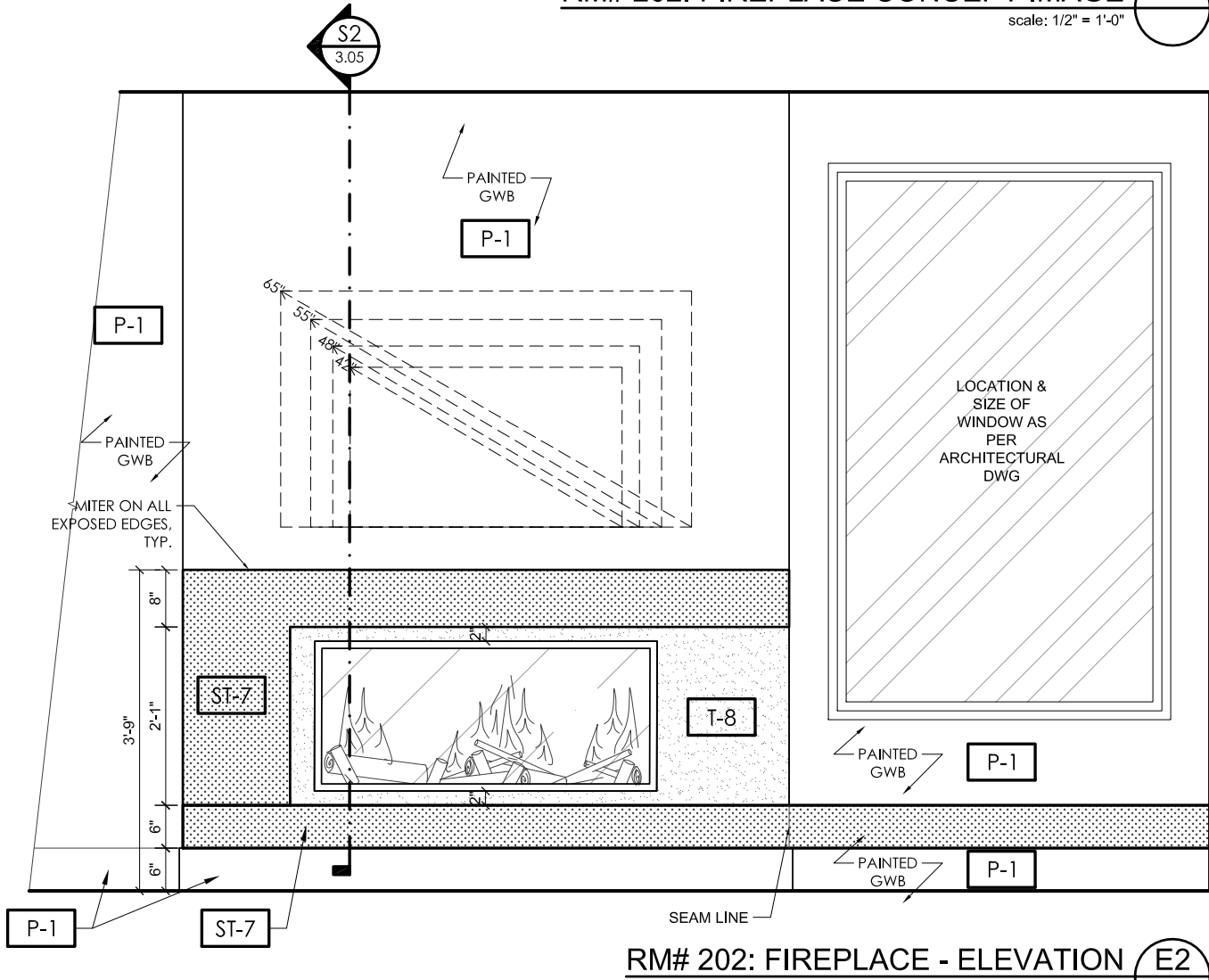


RM# 202: WINE DISPLAY - ELEVATION

scale: 1/2" = 1'-0"

E1

1.03



RM# 202: FIREPLACE - ELEVATION

scale: 1/2" = 1'-0"

E2

1.03

PROGRESS DRAWINGS

KEY PLAN

-	RE-ISSUED FOR PRICING	18.07.26
-	RE-ISSUED FOR PRICING	18.06.25
-	ISSUED FOR PRICING	18.06.18
-	ISSUED FOR REVIEW	18.06.01
-	ISSUED FOR REVIEW	18.05.23
-	ISSUED FOR REVIEW	18.05.18

REV#	DESCRIPTION	DATE
------	-------------	------

PROJECT NAME:

SANDHU RESIDENCE

SHEET TITLE:

RM# 202:  
GREAT ROOM  
ELEVATIONS

PROJECT NO: 18-229-20

DRAWN: XX

CHECKED: YY

DRAWING NO:

ID 2.07

SUPERCEDES ALL PRINTS BEARING PREVIOUS REVISION NUMBERS



Designed Together

Copyright Reserved

The Copyright to this drawing and its contents is reserved, and remains at all times the exclusive property of Area3, and shall not be used, modified, or reproduced without the expressed written consent of Area3.

Dimensions

The Contractor shall verify all dimensions, and immediately report any errors and/or omissions to Area3.  
DO NOT SCALE DRAWINGS.

KEY PLAN

-	RE-ISSUED FOR PRICING	18.07.26
-	RE-ISSUED FOR PRICING	18.06.25
-	ISSUED FOR PRICING	18.06.18
-	ISSUED FOR REVIEW	18.06.01
-	ISSUED FOR REVIEW	18.05.23
-	ISSUED FOR REVIEW	18.05.18

REV #	DESCRIPTION	DATE
-------	-------------	------

PROJECT NAME:  
**SANDHU RESIDENCE**

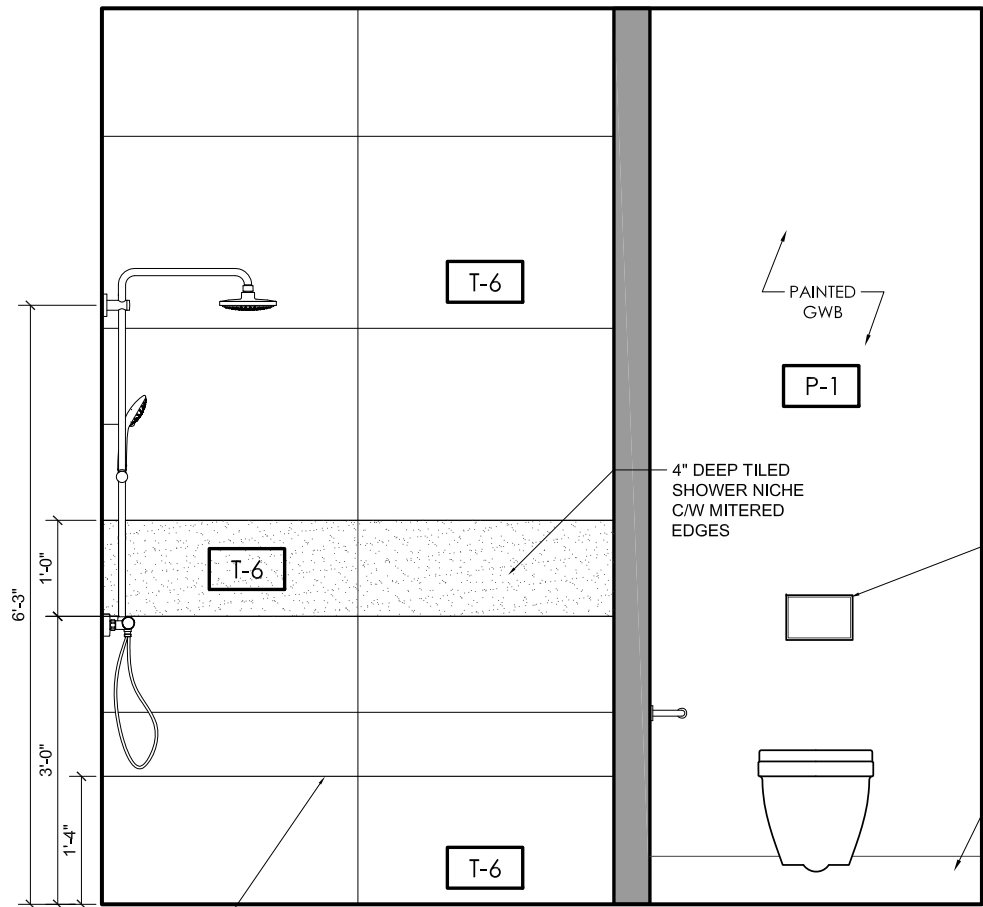
SHEET TITLE:  
**RM# 102:  
MASTER ENSUITE  
ELEVATIONS**

PROJECT NO:	18-229-20
DRAWN:	XX
CHECKED:	YY

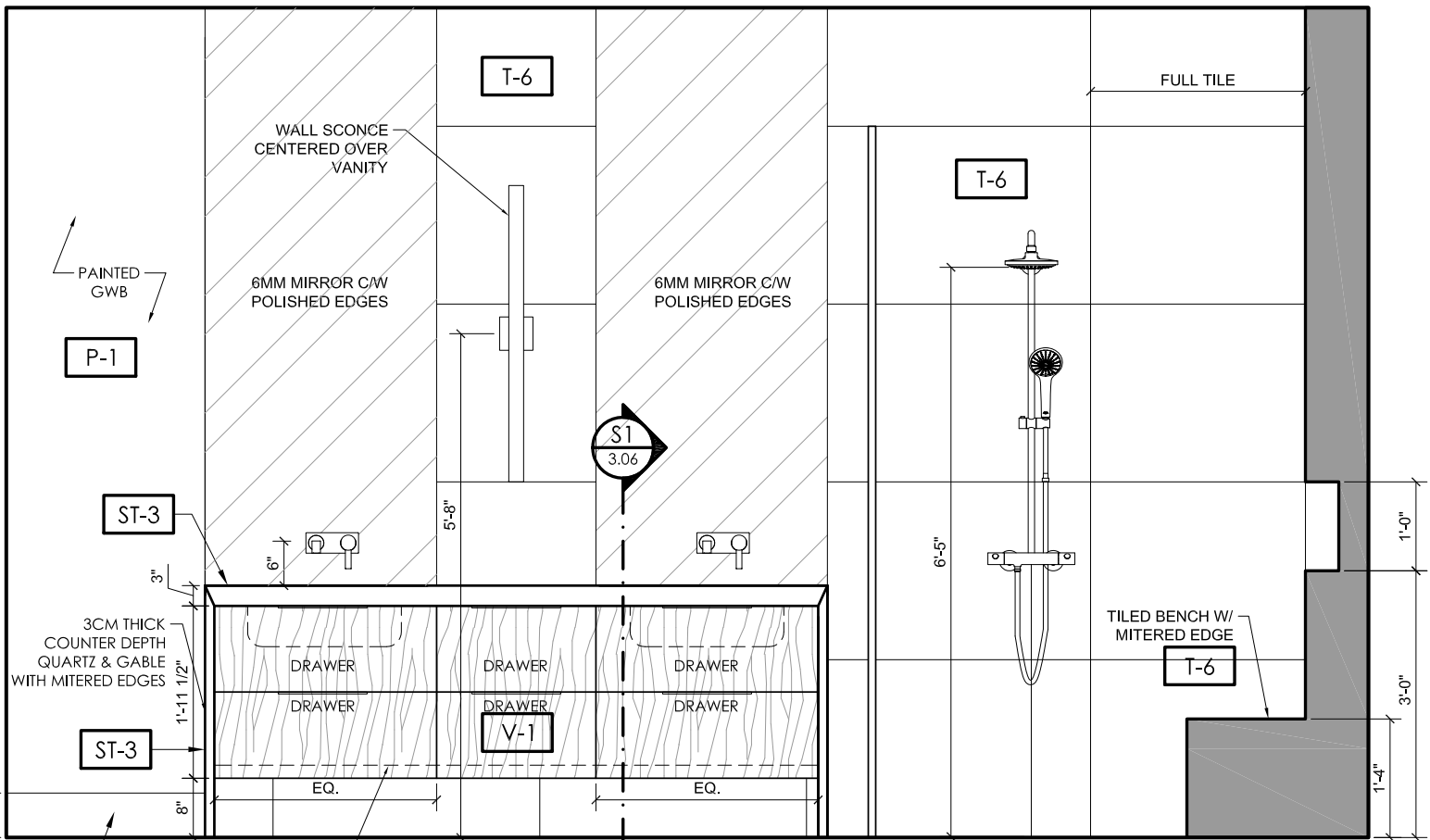
DRAWING NO:

**ID 2.08**

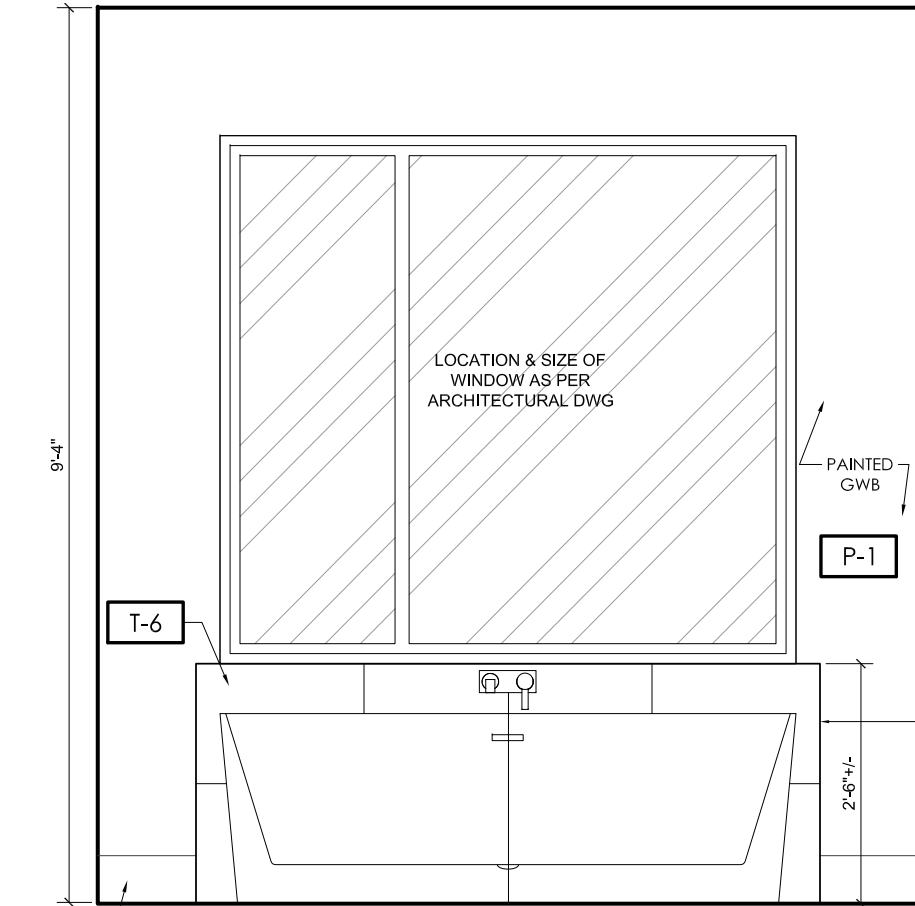
SUPERCEDES ALL PRINTS BEARING PREVIOUS REVISION NUMBERS



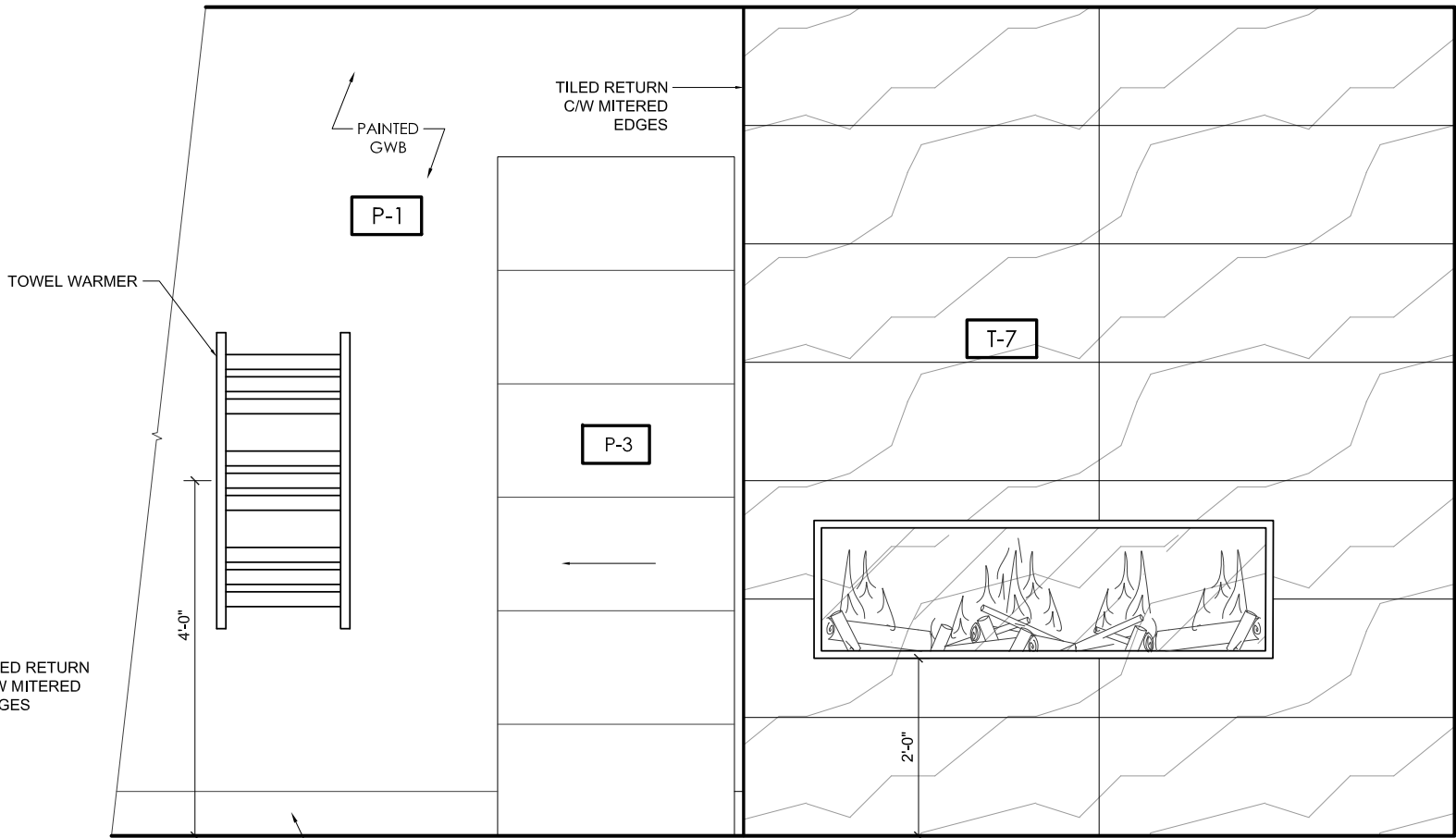
**RM# 102: MASTER ENSUITE - ELEVATION E1**  
scale: 1/2" = 1'-0" 1.11



**RM# 102: MASTER ENSUITE - ELEVATION E2**  
scale: 1/2" = 1'-0" 1.11



**RM# 102: MASTER ENSUITE - ELEVATION E3**  
scale: 1/2" = 1'-0" 1.11



**RM# 102: MASTER ENSUITE - ELEVATION E4**  
scale: 1/2" = 1'-0" 1.11

PROGRESS DRAWINGS

Copyright Reserved

The Copyright to this drawing and its contents is reserved, and remains at all times the exclusive property of Area3, and shall not be used, modified, or reproduced without the expressed written consent of Area3.

Dimensions

The Contractor shall verify all dimensions, and immediately report any errors and/or omissions to Area3.  
DO NOT SCALE DRAWINGS.

KEY PLAN

-	RE-ISSUED FOR PRICING	18.07.26
-	RE-ISSUED FOR PRICING	18.06.25
-	ISSUED FOR PRICING	18.06.18
-	ISSUED FOR REVIEW	18.06.01
-	ISSUED FOR REVIEW	18.05.23
-	ISSUED FOR REVIEW	18.05.18

REV #	DESCRIPTION	DATE
-------	-------------	------

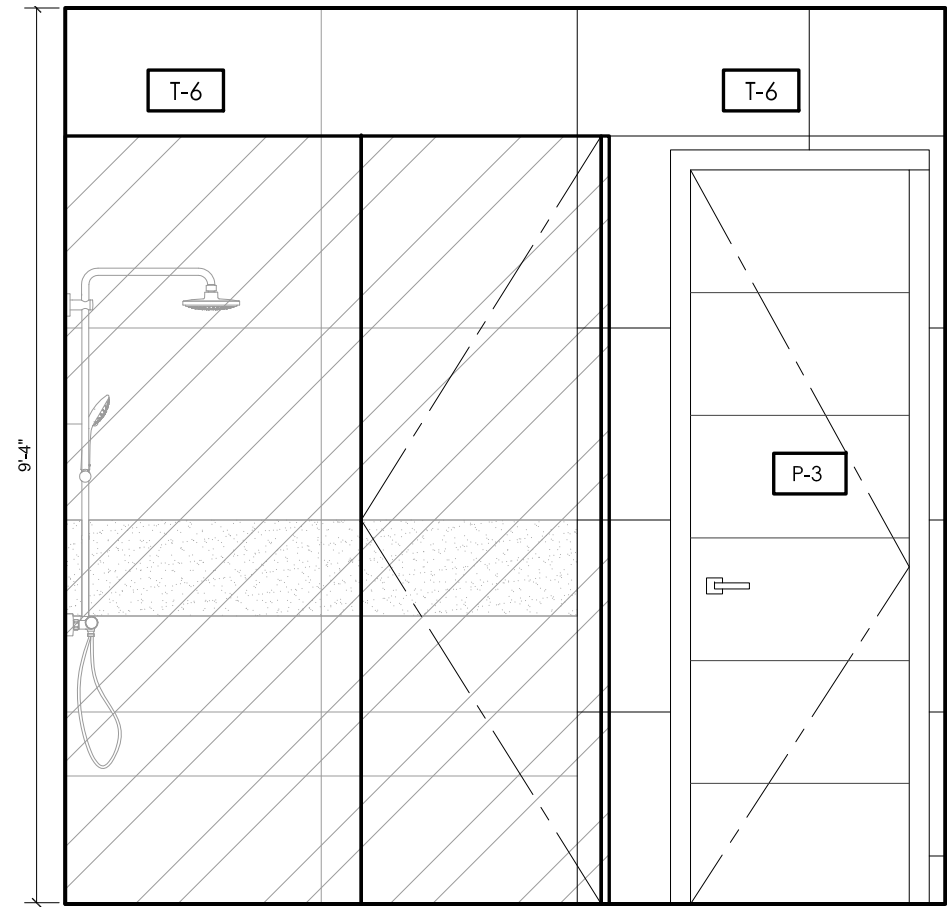
PROJECT NAME:  
**SANDHU RESIDENCE**

SHEET TITLE:  
**RM# 102: MAST. ENSUITE & RM# 103: MASTER BEDROOM ELEVATIONS**

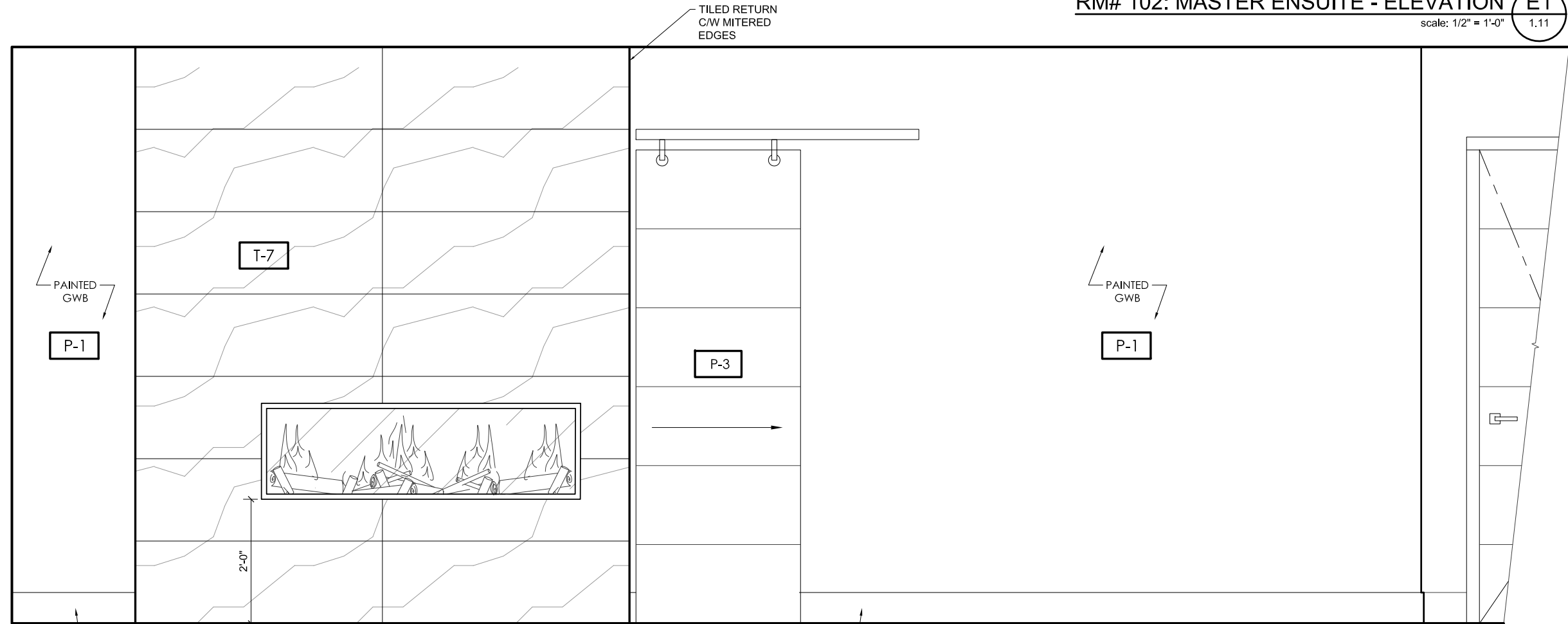
PROJECT NO:	18-229-20
DRAWN:	XX
CHECKED:	YY

DRAWING NO:  
**ID 2.09**

SUPERCEDES ALL PRINTS BEARING PREVIOUS REVISION NUMBERS



RM# 102: MASTER ENSUITE - ELEVATION **E1**  
scale: 1/2" = 1'-0" 1.11



RM# 103: MASTER BEDROOM - ELEVATION **E2**  
scale: 1/2" = 1'-0" 1.11

PROGRESS DRAWINGS

Copyright Reserved

The Copyright to this drawing and its contents is reserved, and remains at all times the exclusive property of Area3, and shall not be used, modified, or reproduced without the expressed written consent of Area3.

Dimensions

The Contractor shall verify all dimensions, and immediately report any errors and/or omissions to Area3.  
DO NOT SCALE DRAWINGS.

KEY PLAN

-	RE-ISSUED FOR PRICING	18.07.26
-	RE-ISSUED FOR PRICING	18.06.25
-	ISSUED FOR PRICING	18.06.18
-	ISSUED FOR REVIEW	18.06.01
-	ISSUED FOR REVIEW	18.05.23
-	ISSUED FOR REVIEW	18.05.18

REV #	DESCRIPTION	DATE
-------	-------------	------

PROJECT NAME:  
**SANDHU RESIDENCE**

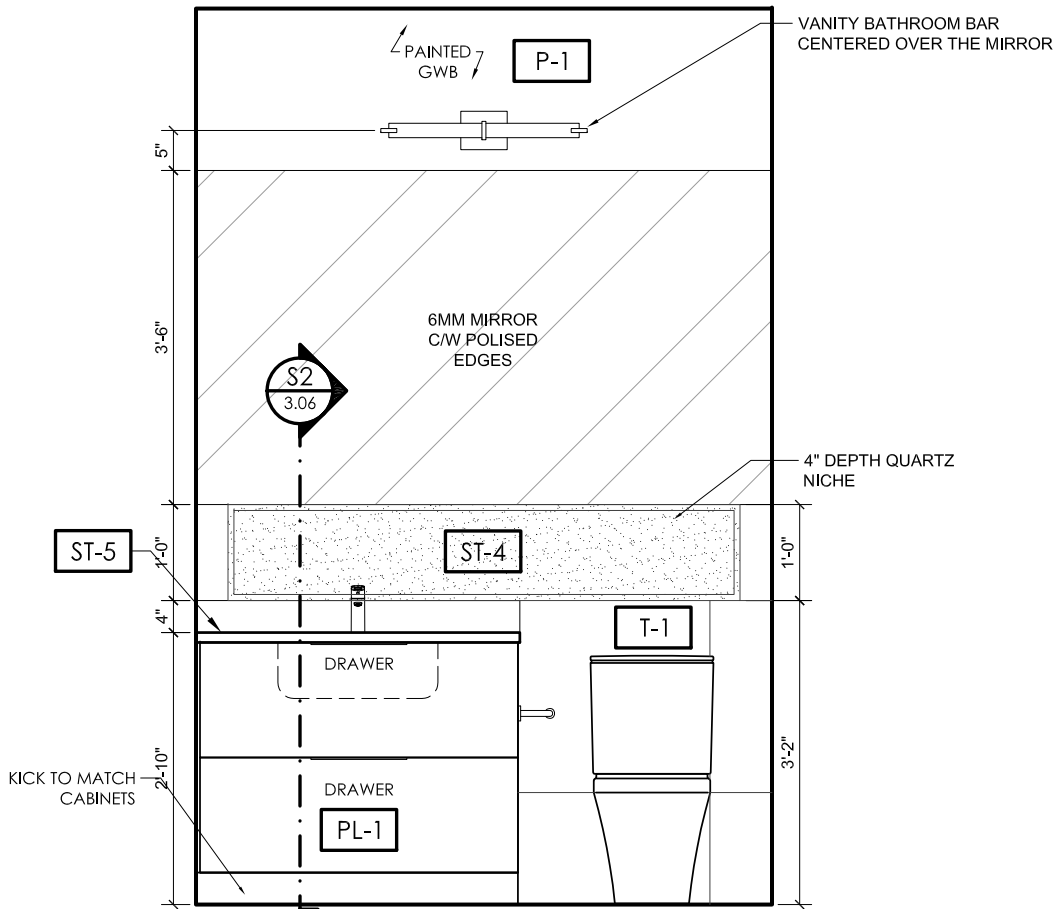
SHEET TITLE:  
**RM# 105:  
ENSUITE ELEVATIONS**

PROJECT NO:	18-229-20
DRAWN:	XX
CHECKED:	YY

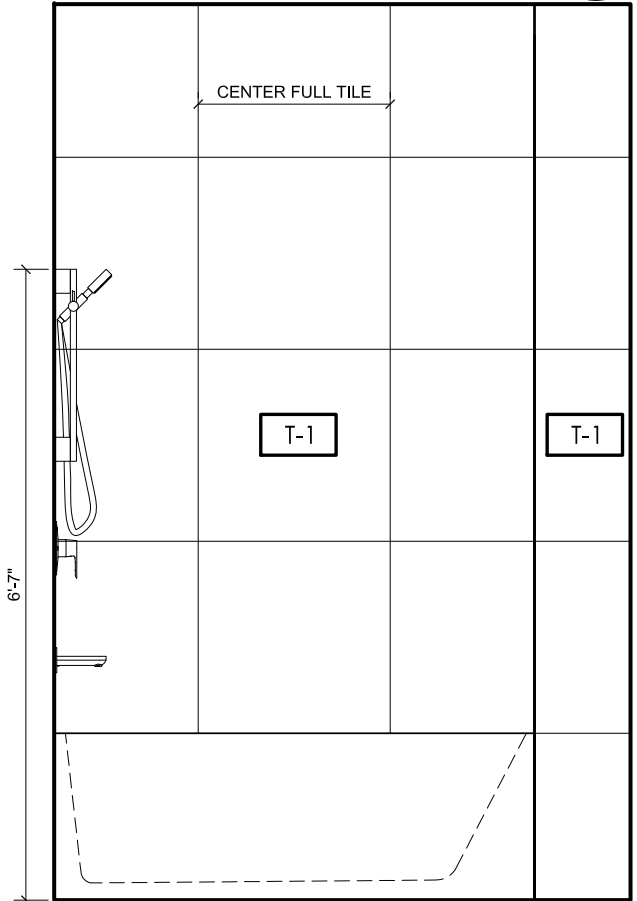
DRAWING NO:

ID 2.10

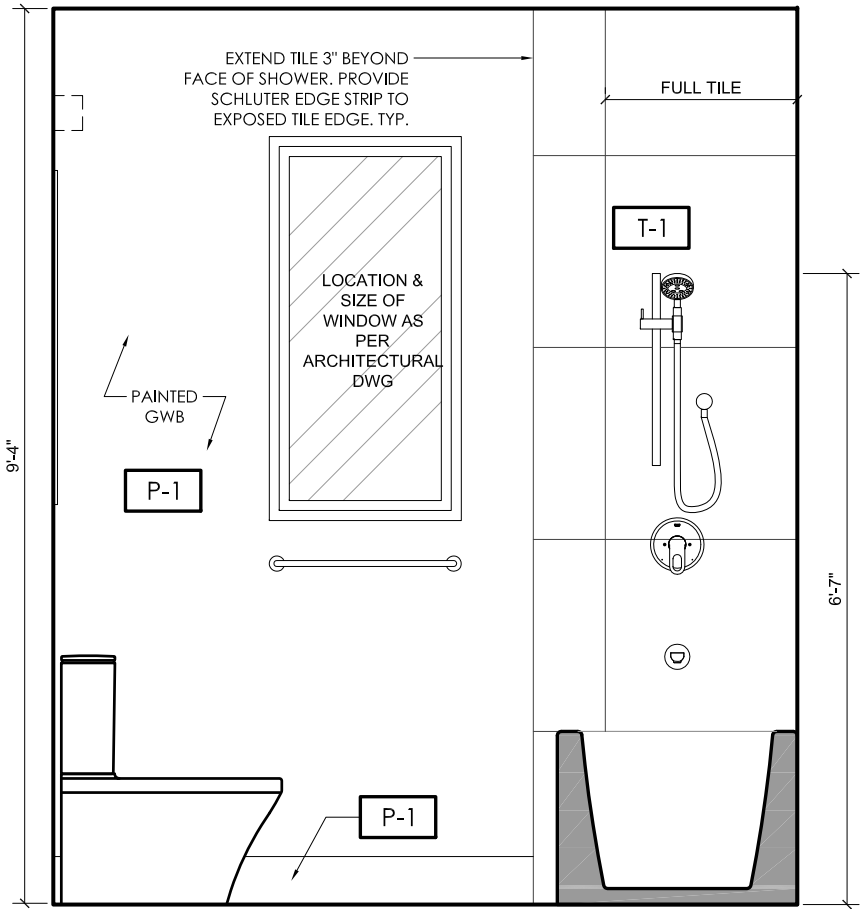
SUPERCEDES ALL PRINTS BEARING PREVIOUS REVISION NUMBERS



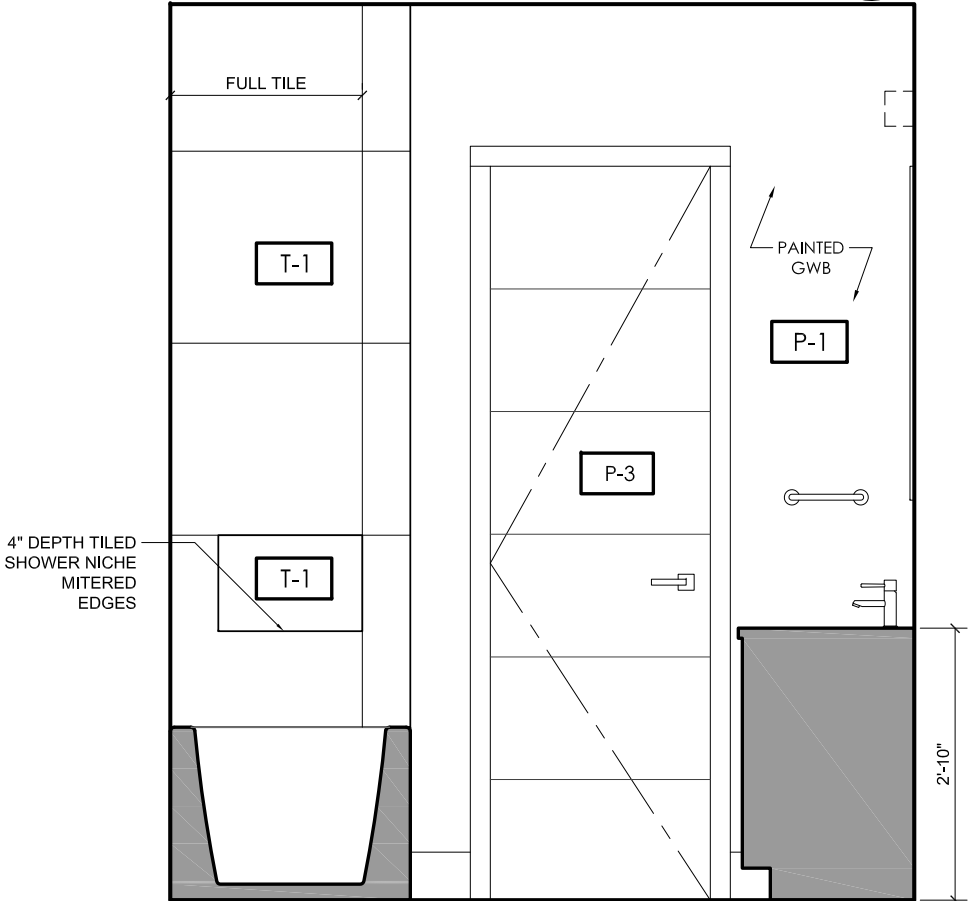
RM# 105: ENSUITE - ELEVATION **E1**  
scale: 1/2" = 1'-0" 1.10



RM# 105: ENSUITE - ELEVATION **E3**  
scale: 1/2" = 1'-0" 1.10

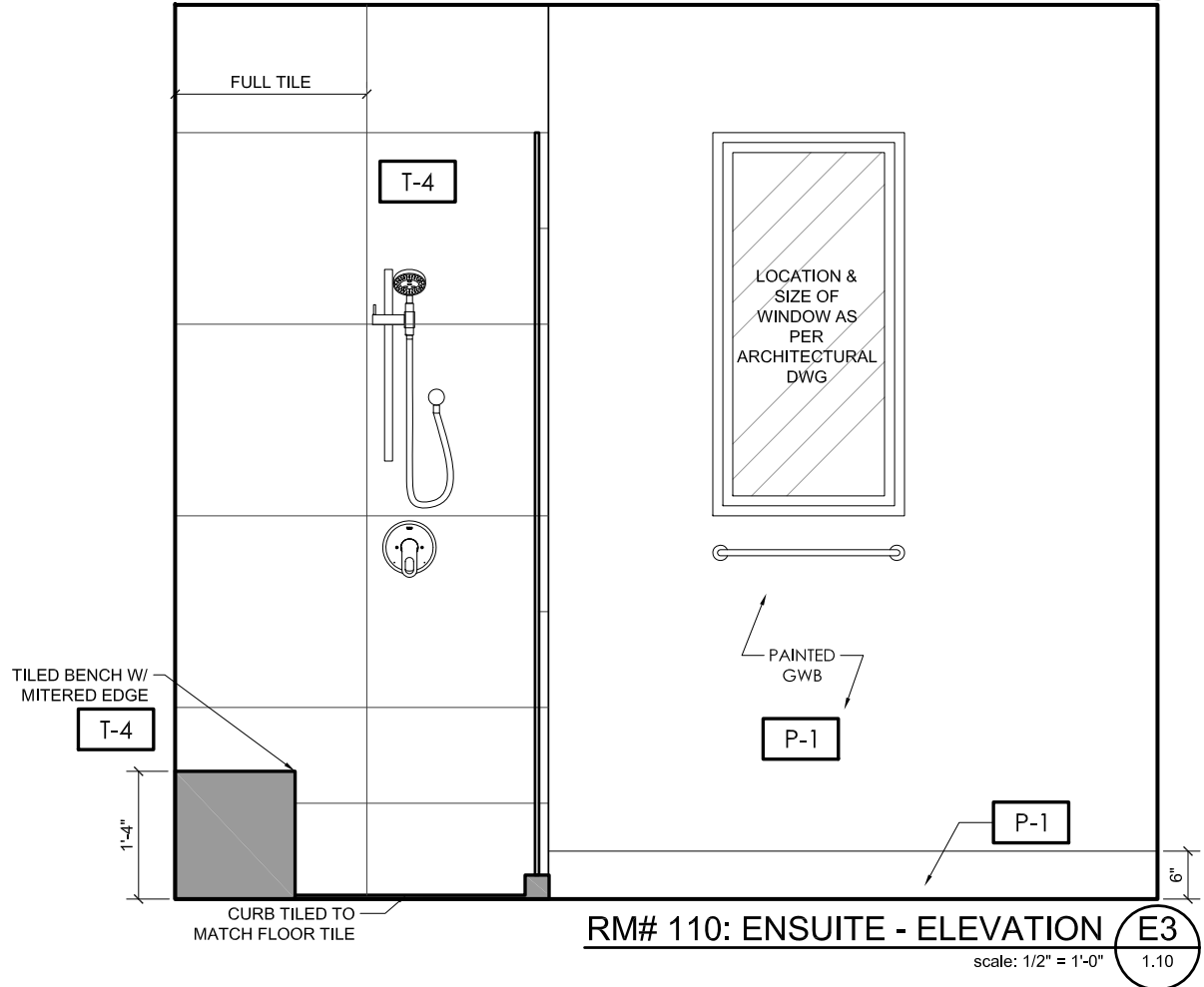
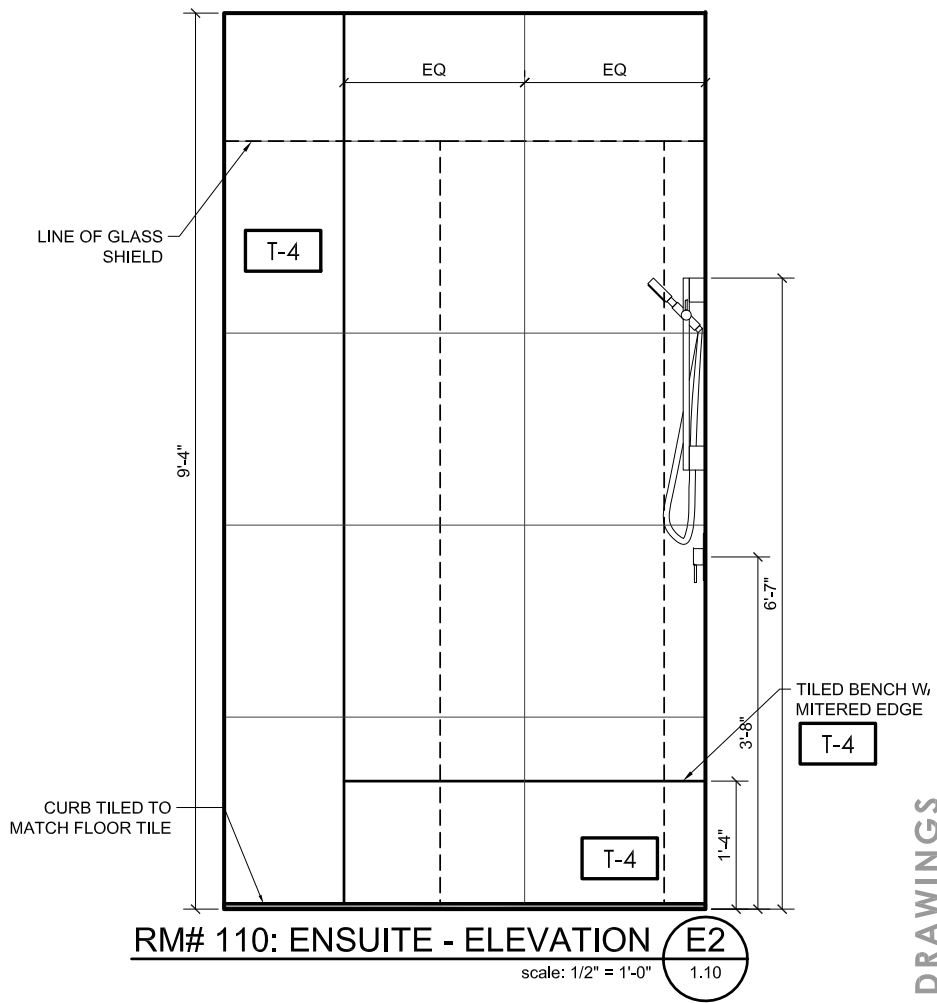
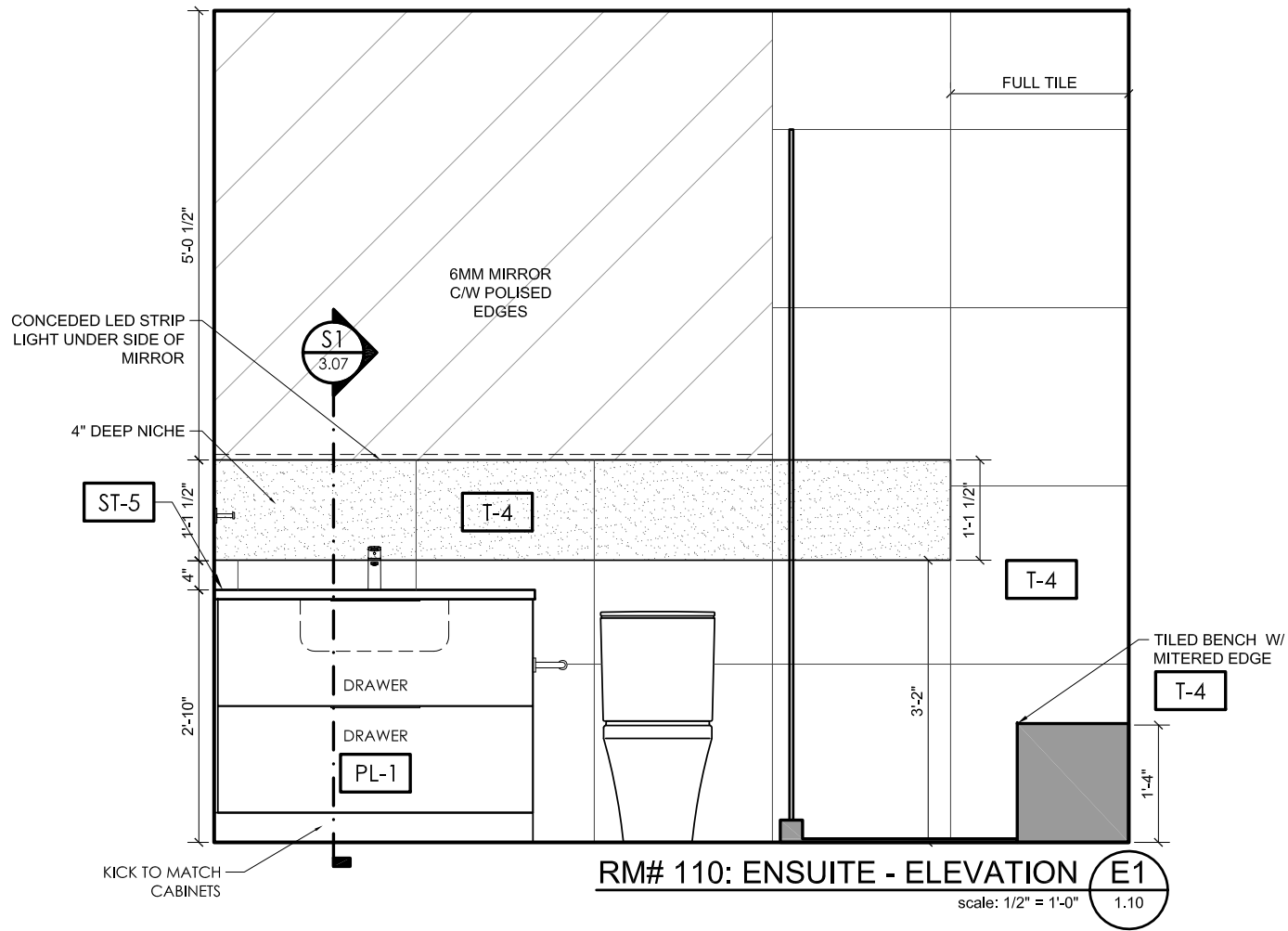


RM# 105: ENSUITE - ELEVATION **E2**  
scale: 1/2" = 1'-0" 1.10



RM# 105: ENSUITE - ELEVATION **E4**  
scale: 1/2" = 1'-0" 1.10

PROGRESS DRAWINGS



# Area3

#217-7080 River Road, Richmond, BC, Canada,  
V6X-1X5 | PH: 778.297.2732 | [area3design.ca](http://area3design.ca)

## Copyright Reserved

The Copyright to this drawing and its contents is reserved, and remains at all times the exclusive property of Area3, and shall not be used, modified, or reproduced without the expressed written consent of Area3.

## Dimensions

The Contractor shall verify all dimensions, and immediately report any errors and/or omissions to Area3.  
DO NOT SCALE DRAWINGS.

## KEY PLAN

-	RE-ISSUED FOR PRICING	18.07.26
-	RE-ISSUED FOR PRICING	18.06.25
-	ISSUED FOR PRICING	18.06.18
-	ISSUED FOR REVIEW	18.06.01
-	ISSUED FOR REVIEW	18.05.23
-	ISSUED FOR REVIEW	18.05.18

REV #	DESCRIPTION	DATE
-------	-------------	------

PROJECT NAME:  
**SANDHU RESIDENCE**

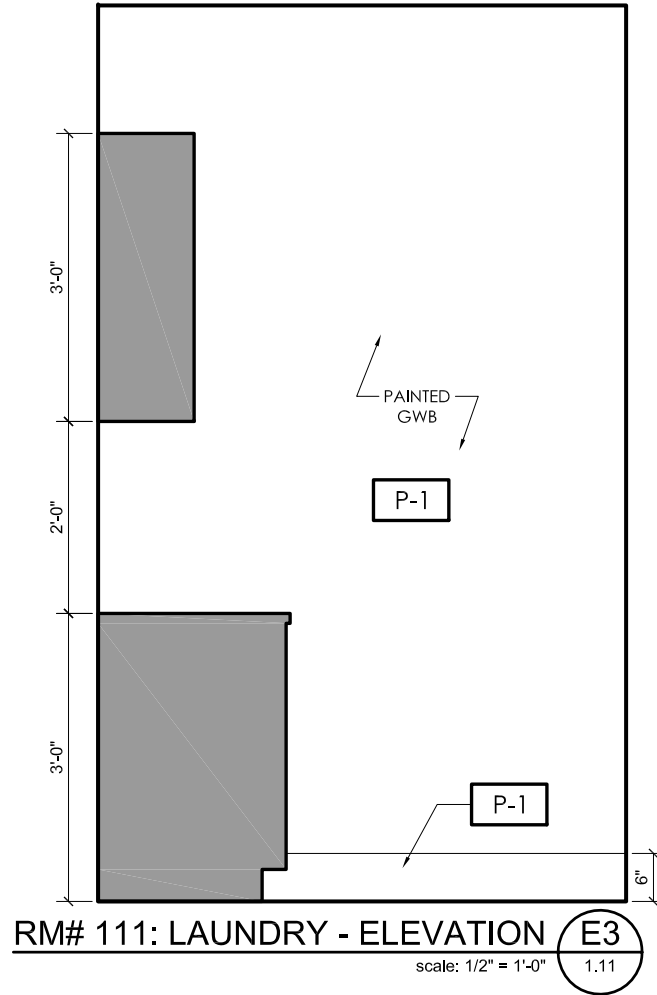
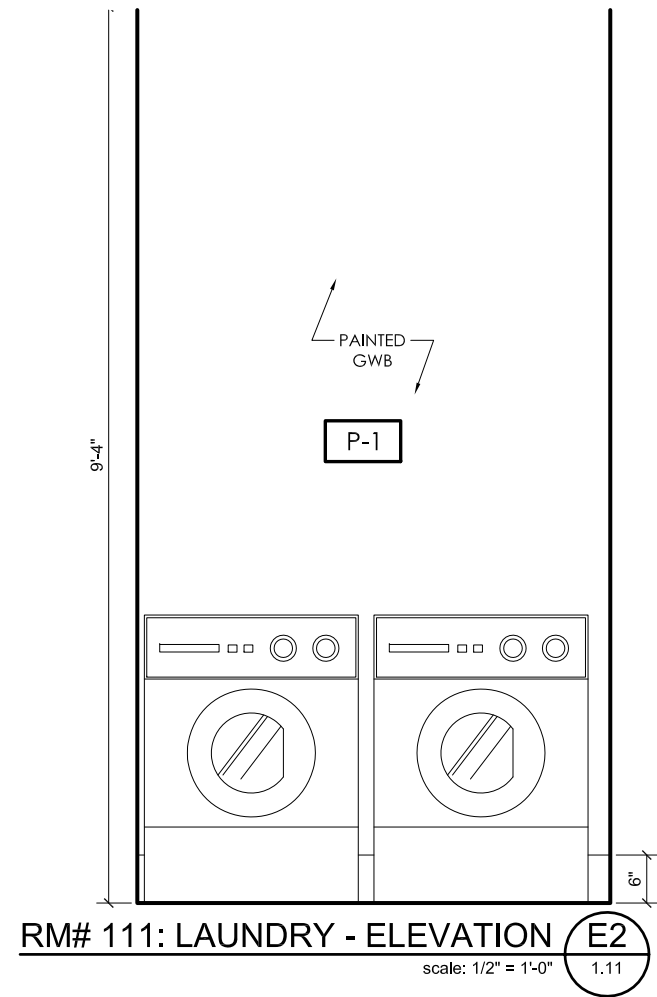
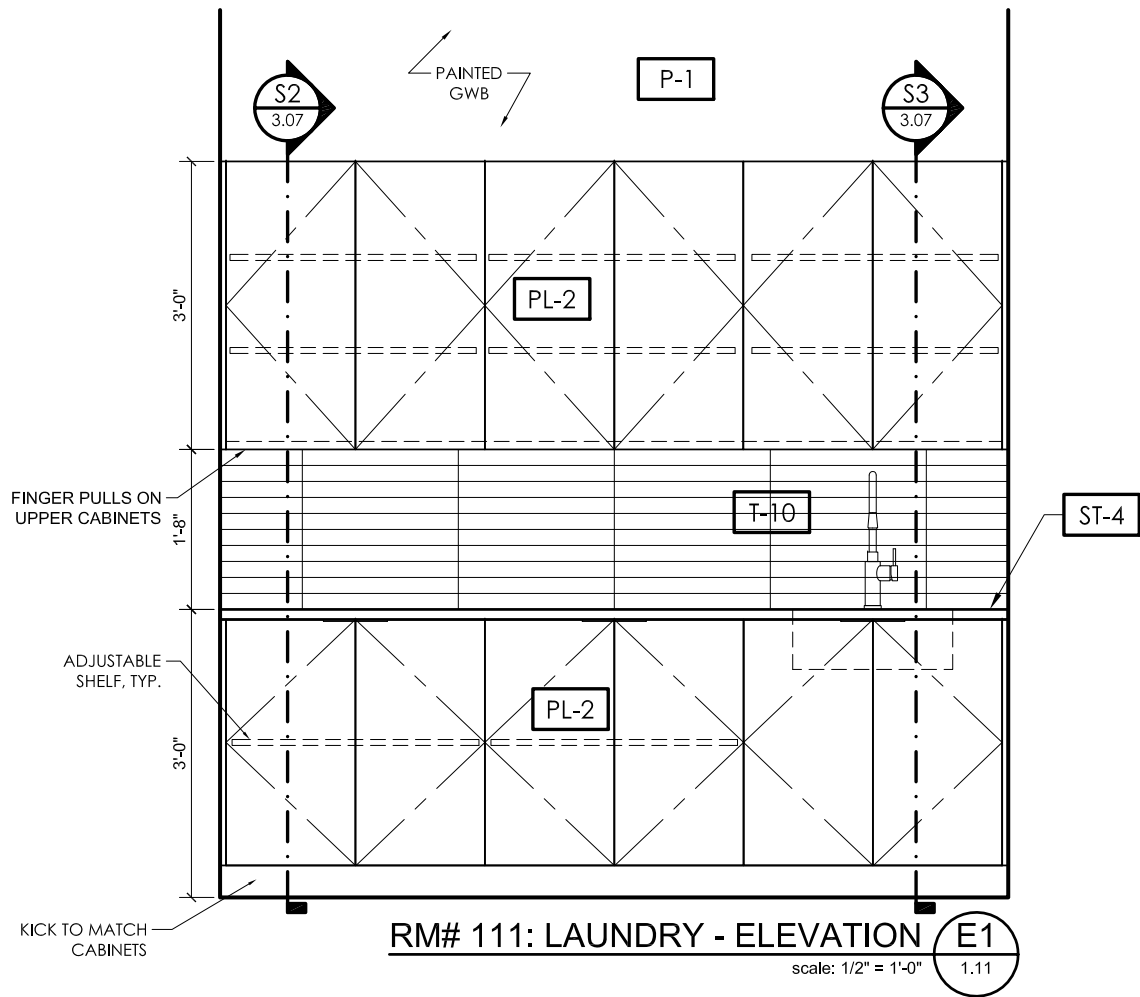
SHEET TITLE:  
**RM# 110:  
ENSUITE ELEVATIONS**

PROJECT NO:	18-229-20
DRAWN:	XX
CHECKED:	YY

DRAWING NO:  
**ID 2.11**

SUPERCEDES ALL PRINTS BEARING PREVIOUS REVISION NUMBERS





**Copyright Reserved**

The Copyright to this drawing and its contents is reserved, and remains at all times the exclusive property of Area3, and shall not be used, modified, or reproduced without the expressed written consent of Area3.

**Dimensions**

The Contractor shall verify all dimensions, and immediately report any errors and/or omissions to Area3.  
DO NOT SCALE DRAWINGS.

**KEY PLAN**

-	RE-ISSUED FOR PRICING	18.07.26
-	RE-ISSUED FOR PRICING	18.06.25
-	ISSUED FOR PRICING	18.06.18
-	ISSUED FOR REVIEW	18.06.01
-	ISSUED FOR REVIEW	18.05.23
-	ISSUED FOR REVIEW	18.05.18

REV #	DESCRIPTION	DATE
-------	-------------	------

PROJECT NAME:  
**SANDHU RESIDENCE**

SHEET TITLE:  
**RM# 111: LAUNDRY ELEVATIONS**

PROJECT NO:	18-229-20
DRAWN:	XX
CHECKED:	YY

DRAWING NO:  
**ID 2.12**

SUPERCEDES ALL PRINTS BEARING PREVIOUS REVISION NUMBERS

Copyright Reserved

The Copyright to this drawing and its contents is reserved, and remains at all times the exclusive property of Area3, and shall not be used, modified, or reproduced without the expressed written consent of Area3.

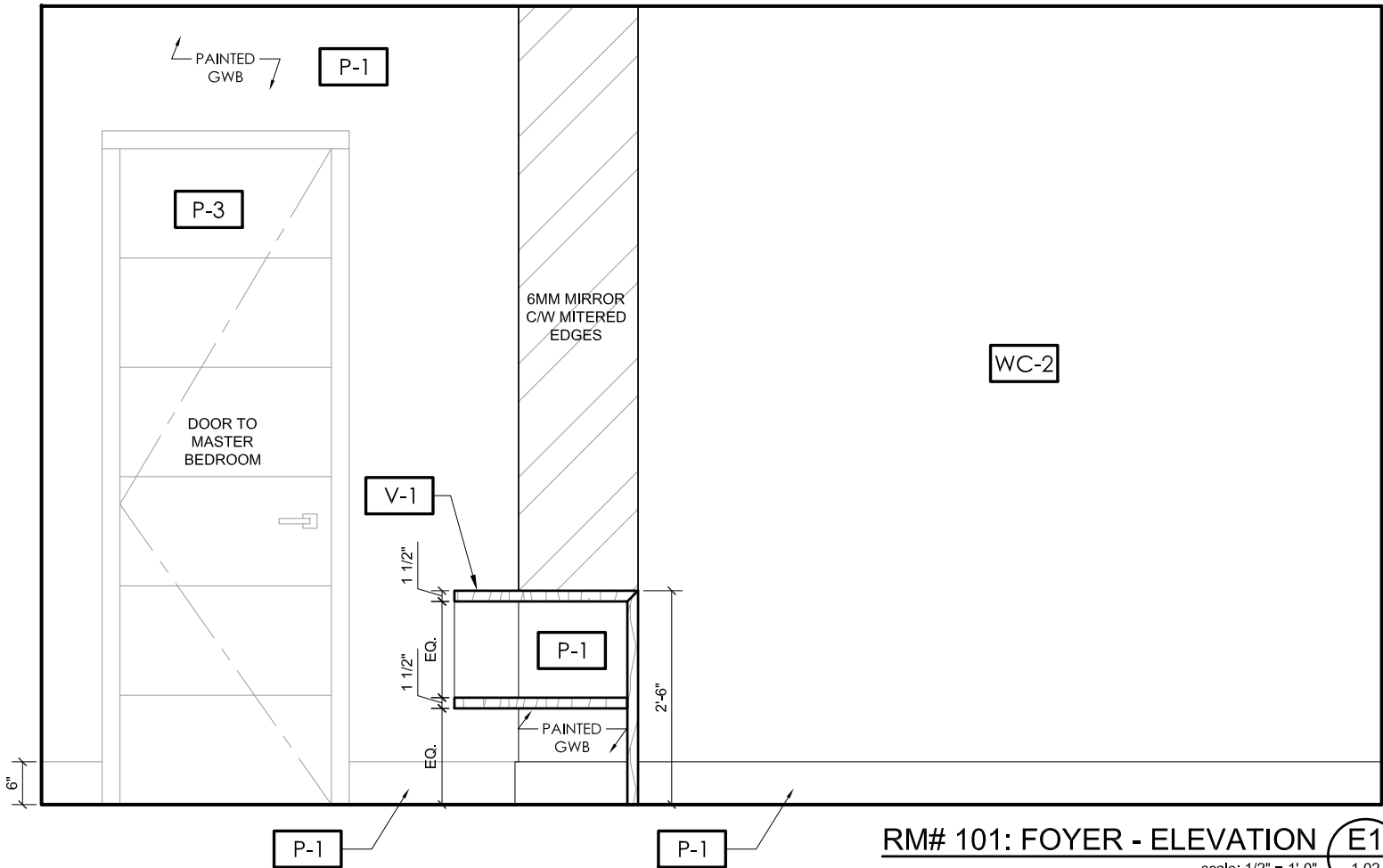
Dimensions

The Contractor shall verify all dimensions, and immediately report any errors and/or omissions to Area3.  
DO NOT SCALE DRAWINGS.



RM# 101: FOYER CONCEPT IMAGE

scale: 1/2" = 1'-0"

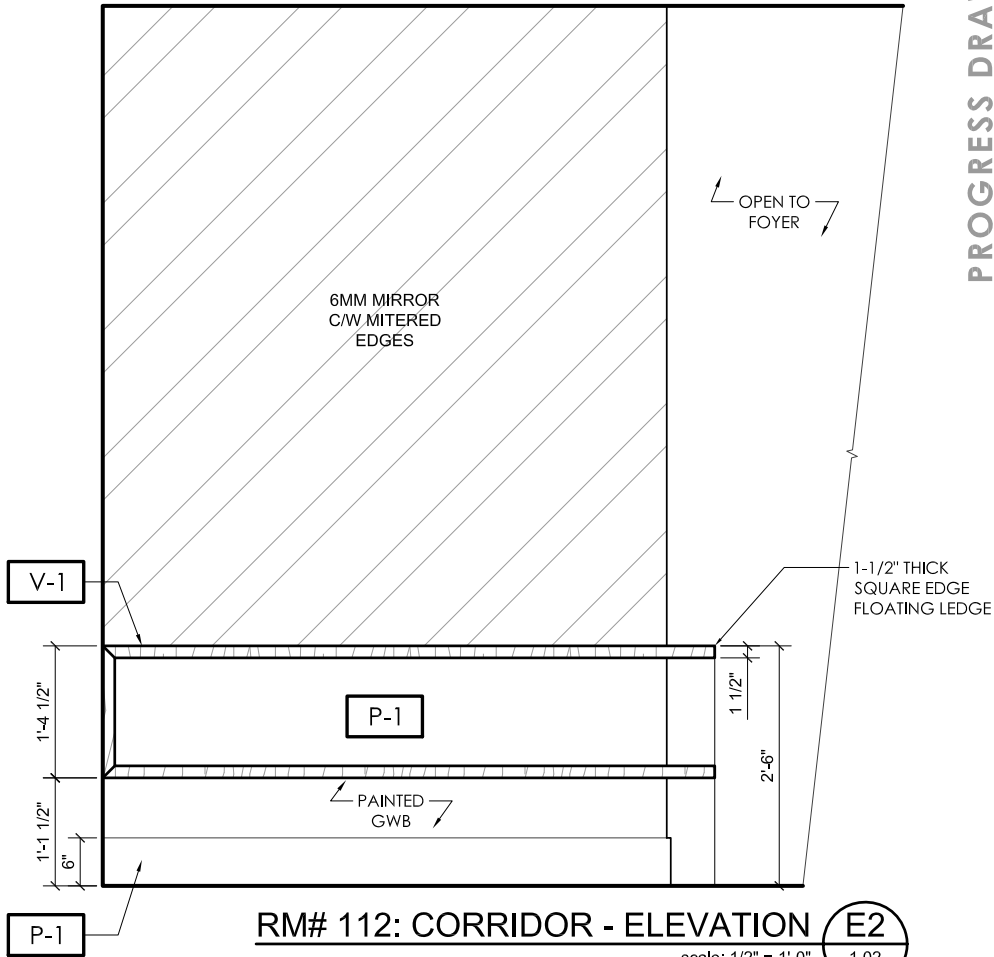


RM# 101: FOYER - ELEVATION

E1

scale: 1/2" = 1'-0"

1.02



RM# 112: CORRIDOR - ELEVATION

E2

scale: 1/2" = 1'-0"

1.02

PROGRESS DRAWINGS

KEY PLAN

-	RE-ISSUED FOR PRICING	18.07.26
-	RE-ISSUED FOR PRICING	18.06.25
-	ISSUED FOR PRICING	18.06.18
-	ISSUED FOR REVIEW	18.06.01
-	ISSUED FOR REVIEW	18.05.23
-	ISSUED FOR REVIEW	18.05.18

REV #	DESCRIPTION	DATE
-------	-------------	------

PROJECT NAME:

SANDHU RESIDENCE

SHEET TITLE:

RM# 101: FOYER &  
RM#112: CORRIDOR  
ELEVATIONS

PROJECT NO: 18-229-20

DRAWN: XX

CHECKED: YY

DRAWING NO:

ID 2.13

SUPERCEDES ALL PRINTS BEARING PREVIOUS REVISION NUMBERS



Designed Together

Copyright Reserved

The Copyright to this drawing and its contents is reserved, and remains at all times the exclusive property of Area3, and shall not be used, modified, or reproduced without the expressed written consent of Area3.

Dimensions

The Contractor shall verify all dimensions, and immediately report any errors and/or omissions to Area3.  
DO NOT SCALE DRAWINGS.

KEY PLAN

-	RE-ISSUED FOR PRICING	18.07.26
-	RE-ISSUED FOR PRICING	18.06.25
-	ISSUED FOR PRICING	18.06.18
-	ISSUED FOR REVIEW	18.06.01
-	ISSUED FOR REVIEW	18.05.23
-	ISSUED FOR REVIEW	18.05.18

REV #	DESCRIPTION	DATE
-------	-------------	------

PROJECT NAME:

SANDHU RESIDENCE

SHEET TITLE:

RM# 004:  
BAR ELEVATIONS

PROJECT NO: 18-229-20

DRAWN: XX

CHECKED: YY

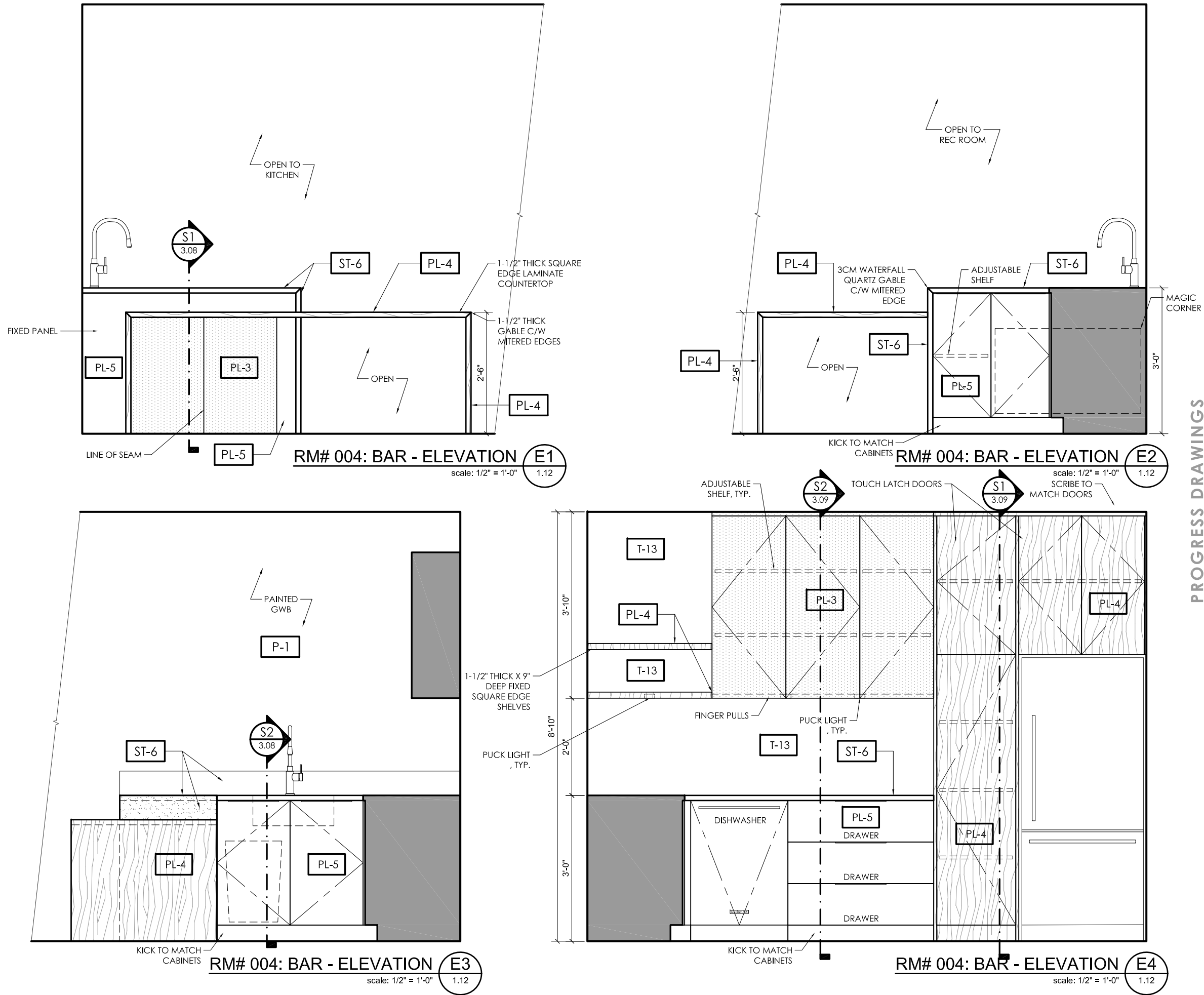
DRAWING NO:

ID 2.14

SUPERCEDES ALL PRINTS BEARING PREVIOUS REVISION NUMBERS



Designed Together



PROGRESS DRAWINGS

The Copyright to this drawing and its contents is reserved, and remains at all times the exclusive property of Area3, and shall not be used, modified, or reproduced without the expressed written consent of Area3.

The Contractor shall verify all dimensions, and immediately report any errors and/or omissions to Area3.  
DO NOT SCALE DRAWINGS.

RE-ISSUED FOR PRICING	18.07.26
RE-ISSUED FOR PRICING	18.06.25
ISSUED FOR PRICING	18.06.18
ISSUED FOR REVIEW	18.06.01
ISSUED FOR REVIEW	18.05.23
ISSUED FOR REVIEW	18.05.18

PROJECT NAME:

SHEET TITLE:

PROJECT NO: 18-229-20

DRAWN: XX

CHECKED: YY

DRAWING NC

SUPERCEDES ALL PRINTS BEARING PREVIOUS REVISION NUMBERS.



scale:  $1/2" = 1'-0"$  1.12

1.12



scale: 1/2" = 1'-0"

E2  
1.12



scale:  $1/2" = 1'-0"$  1.12

1.12

# PROGRESS DRAWINGS



Copyright Reserved

The Copyright to this drawing and its contents is reserved, and remains at all times the exclusive property of Area3, and shall not be used, modified, or reproduced without the expressed written consent of Area3.

Dimensions

The Contractor shall verify all dimensions, and immediately report any errors and/or omissions to Area3.  
DO NOT SCALE DRAWINGS.

PROGRESS DRAWINGS

KEY PLAN

-	RE-ISSUED FOR PRICING	18.07.26
-	RE-ISSUED FOR PRICING	18.06.25
-	ISSUED FOR PRICING	18.06.18
-	ISSUED FOR REVIEW	18.06.01
-	ISSUED FOR REVIEW	18.05.23
-	ISSUED FOR REVIEW	18.05.18

REV #	DESCRIPTION	DATE
-------	-------------	------

PROJECT NAME:

SANDHU RESIDENCE

SHEET TITLE:

TYPICAL DOOR ELEVATIONS

PROJECT NO:	18-229-20
DRAWN:	XX
CHECKED:	YY

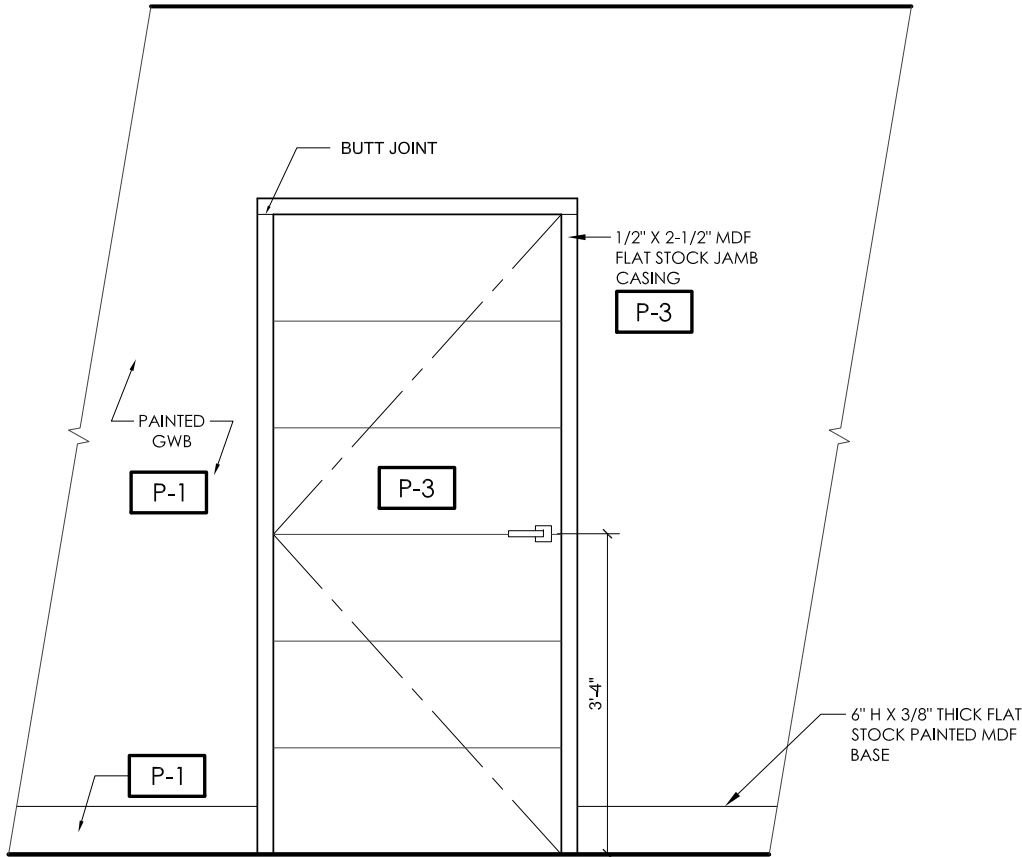
DRAWING NO:

ID 2.17

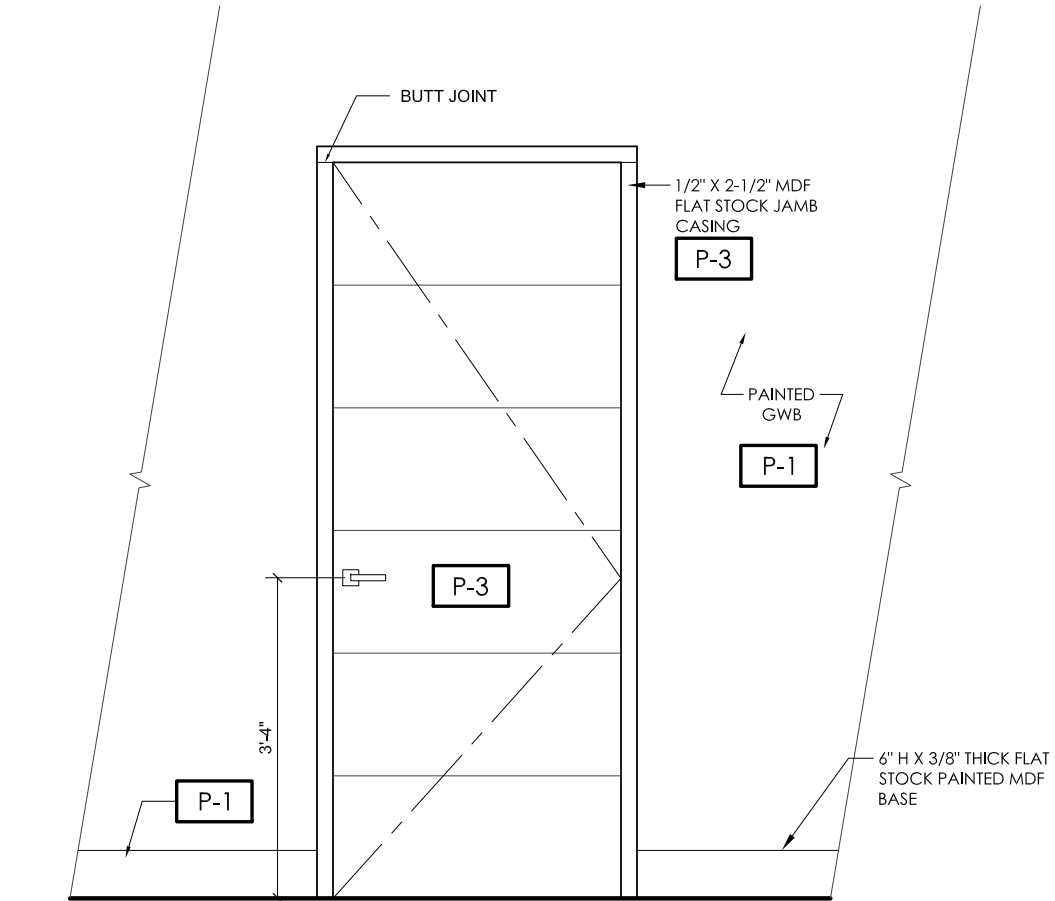
SUPERCEDES ALL PRINTS BEARING PREVIOUS REVISION NUMBERS



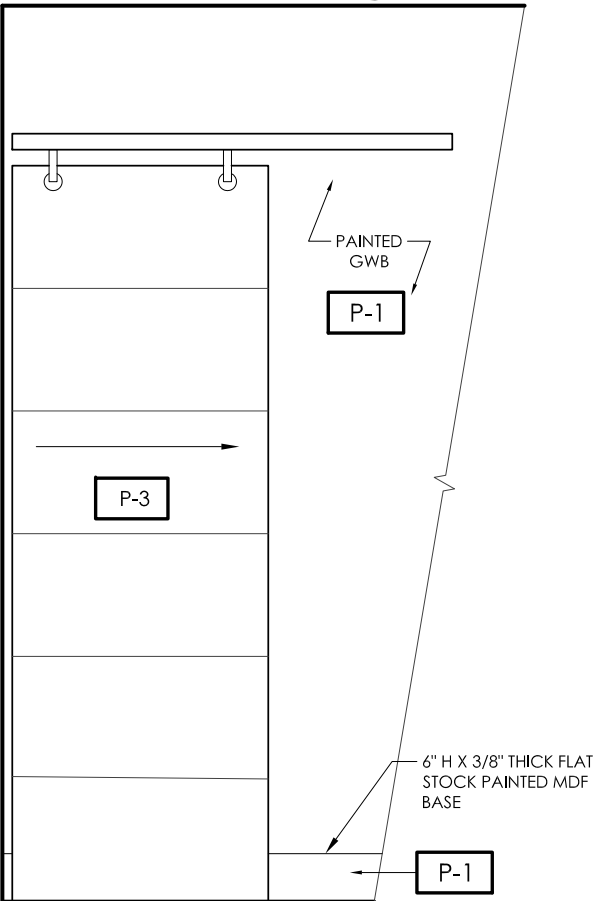
Designed Together



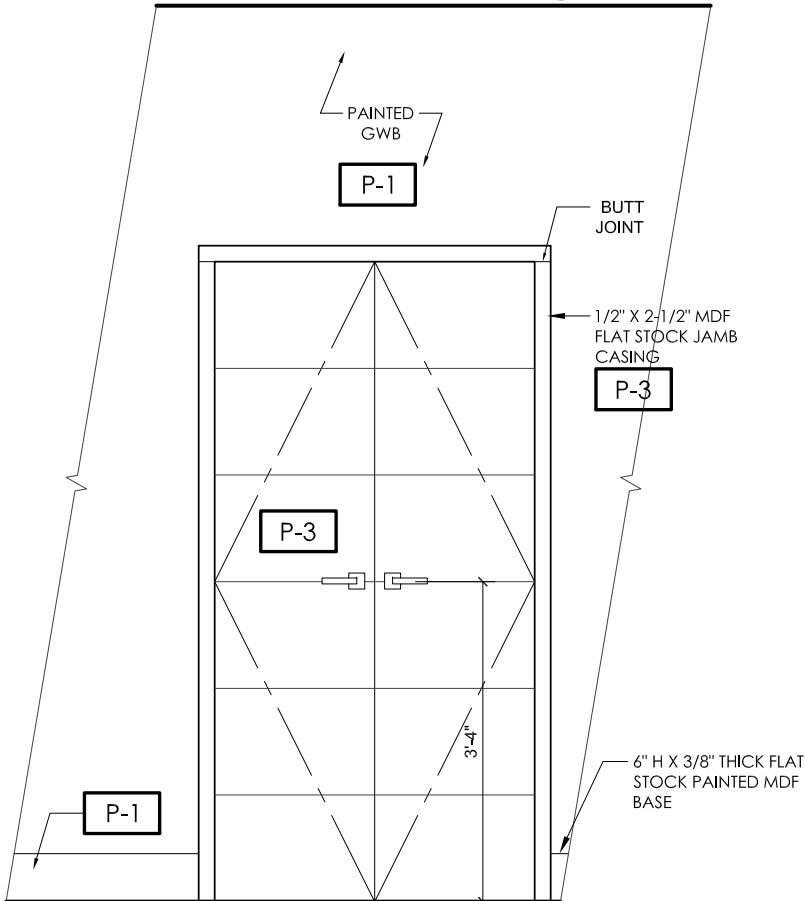
TYP. SWING DOOR BASEMENT - ELEVATION **E1**  
scale: 1/2" = 1'-0" 1.01



TYP. DOOR LOWER & MAIN LEVEL - ELEVATION **E2**  
scale: 1/2" = 1'-0" 1.02



TYP. SLIDING BARN DOOR - ELEVATION **E3**  
scale: 1/2" = 1'-0" 1.02



TYP. DOUBLE SWING DOOR - ELEVATION **E4**  
scale: 1/2" = 1'-0" 1.01

Copyright Reserved

The Copyright to this drawing and its contents is reserved, and remains at all times the exclusive property of Area3, and shall not be used, modified, or reproduced without the expressed written consent of Area3.

Dimensions

The Contractor shall verify all dimensions, and immediately report any errors and/or omissions to Area3.  
DO NOT SCALE DRAWINGS.

KEY PLAN

-	RE-ISSUED FOR PRICING	18.07.26
-	RE-ISSUED FOR PRICING	18.06.25
-	ISSUED FOR PRICING	18.06.18
-	ISSUED FOR REVIEW	18.06.01
-	ISSUED FOR REVIEW	18.05.23
-	ISSUED FOR REVIEW	18.05.18

REV #	DESCRIPTION	DATE
-------	-------------	------

PROJECT NAME:

SANDHU RESIDENCE

SHEET TITLE:

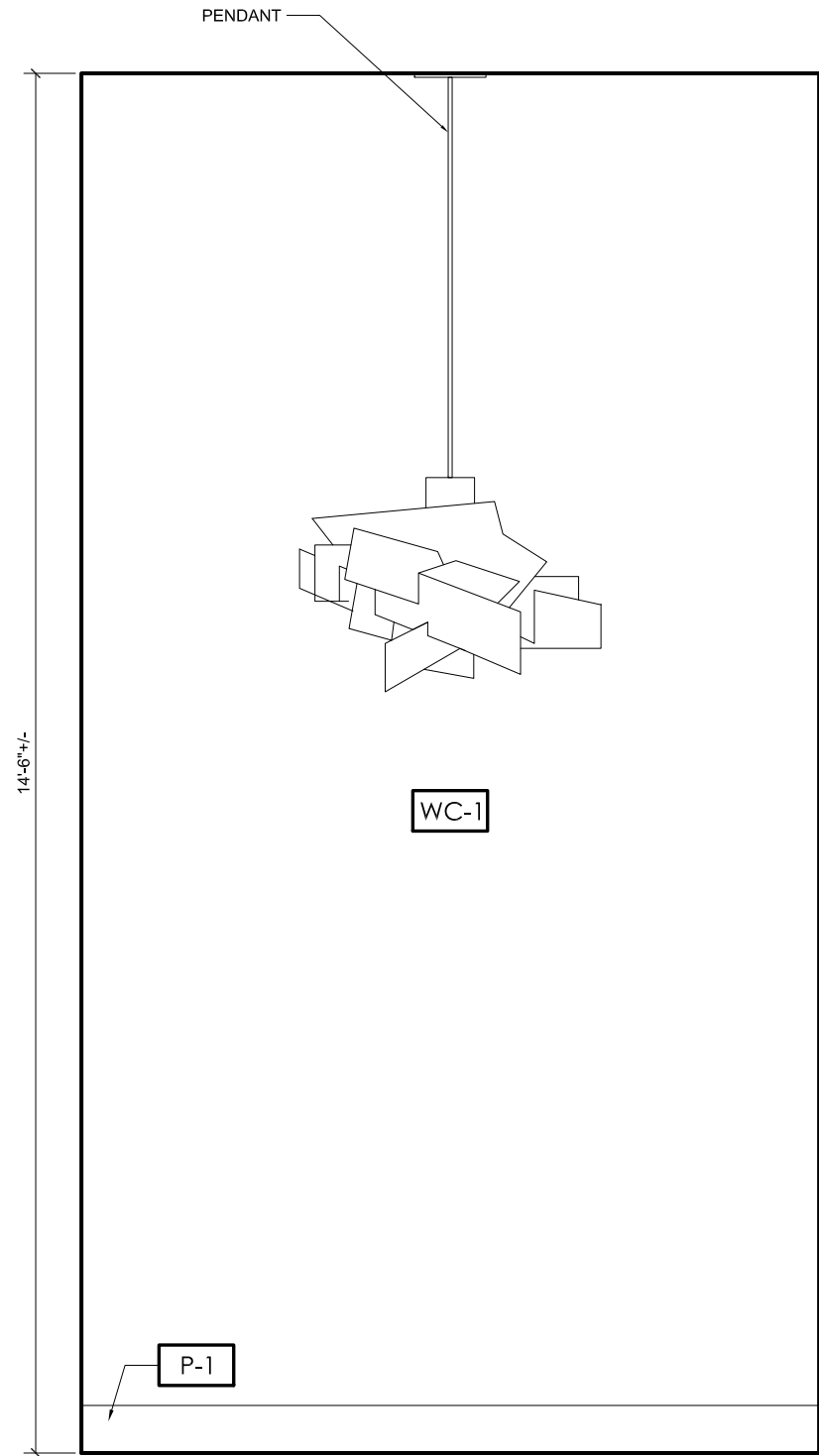
STAIRS FEATURE WALL  
ELEVATION

PROJECT NO:	18-229-20
DRAWN:	XX
CHECKED:	YY

DRAWING NO:

ID 2.18

SUPERCEDES ALL PRINTS BEARING PREVIOUS REVISION NUMBERS



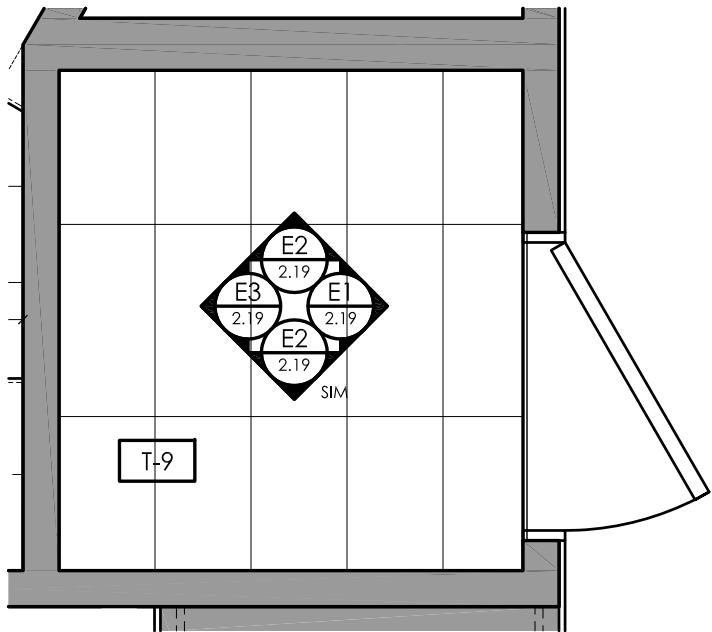
STAIRS FEATURE WALL - ELEVATION

scale: 1/2" = 1'-0"

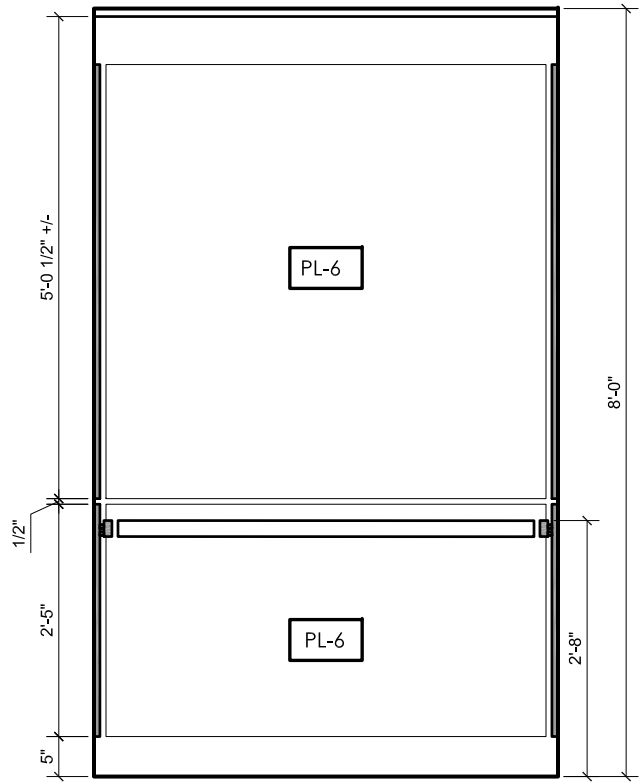
E1

1.02

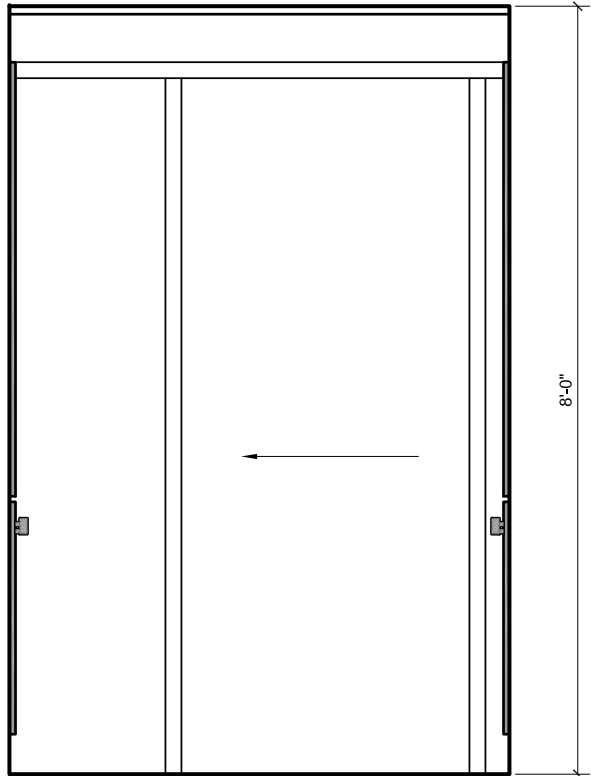
NOTE:  
ELEVATOR CAB INTERIOR PANEL FINISHES AND  
SIZES TBD. ONCE CLIENT CONFIRMS ELEVATOR  
CAB SUPPLIER



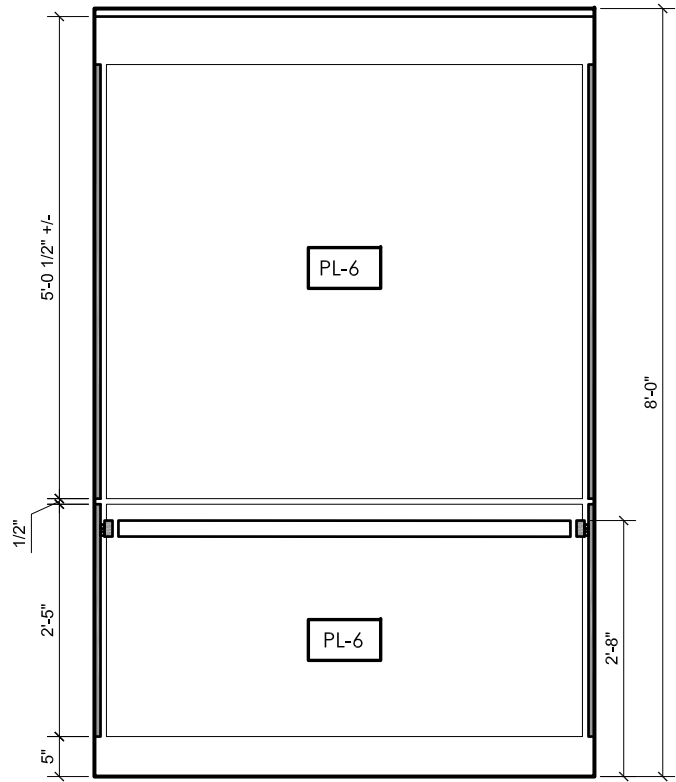
ELEVATOR PLAN - ELEVATION P1  
scale: 1/2" = 1'-0" 1.03



ELEVATOR INTERIOR - ELEVATION E2  
scale: 1/2" = 1'-0" 2.19



ELEVATOR INTERIOR - ELEVATION E1  
scale: 1/2" = 1'-0" 2.19



ELEVATOR INTERIOR - ELEVATION E3  
scale: 1/2" = 1'-0" 2.19

## Copyright Reserved

The Copyright to this drawing and its contents is reserved, and remains at all times the exclusive property of Area3, and shall not be used, modified, or reproduced without the expressed written consent of Area3.

## Dimensions

The Contractor shall verify all dimensions, and immediately report any errors and/or omissions to Area3.  
DO NOT SCALE DRAWINGS.

## KEY PLAN

-	RE-ISSUED FOR PRICING	18.07.26
-	RE-ISSUED FOR PRICING	18.06.25
-	ISSUED FOR PRICING	18.06.18
-	ISSUED FOR REVIEW	18.06.01
-	ISSUED FOR REVIEW	18.05.23
-	ISSUED FOR REVIEW	18.05.18

REV #	DESCRIPTION	DATE
-------	-------------	------

PROJECT NAME:  
**SANDHU RESIDENCE**

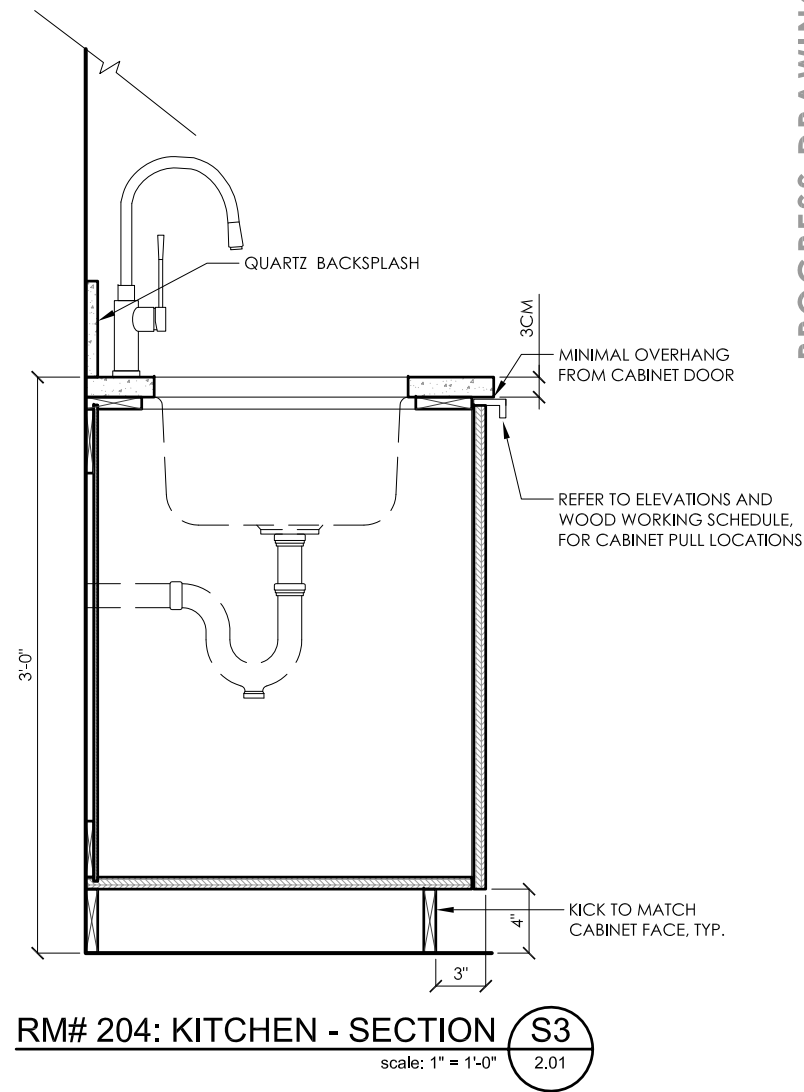
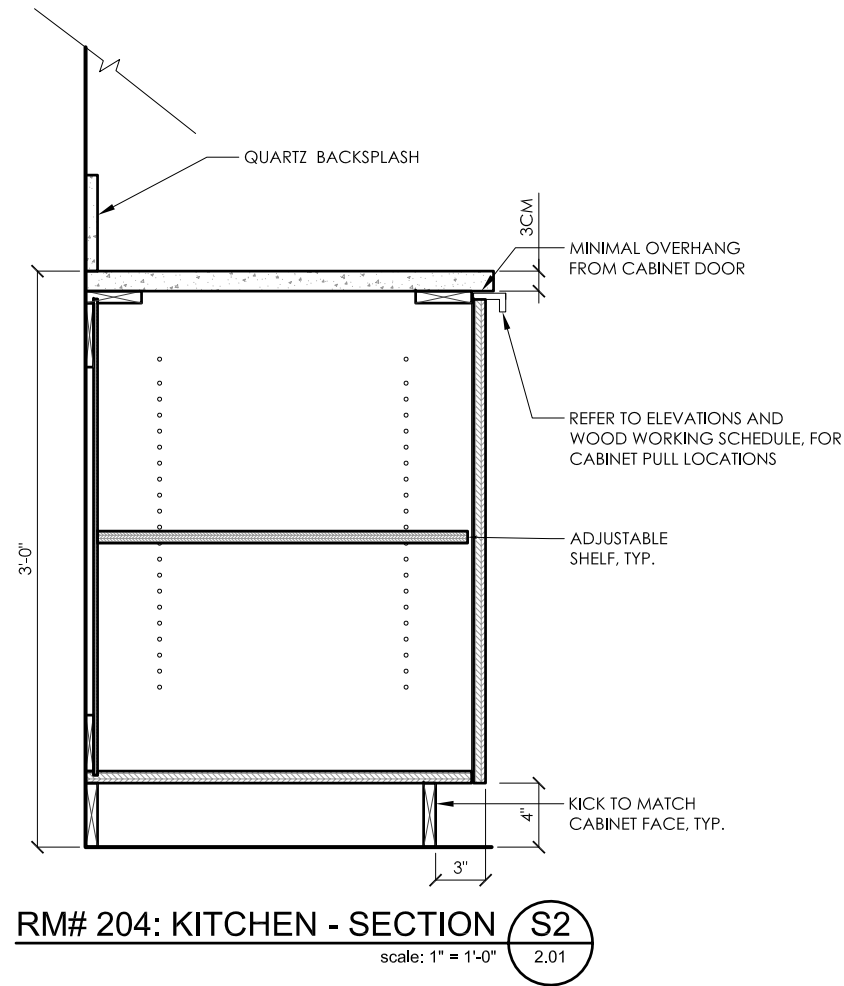
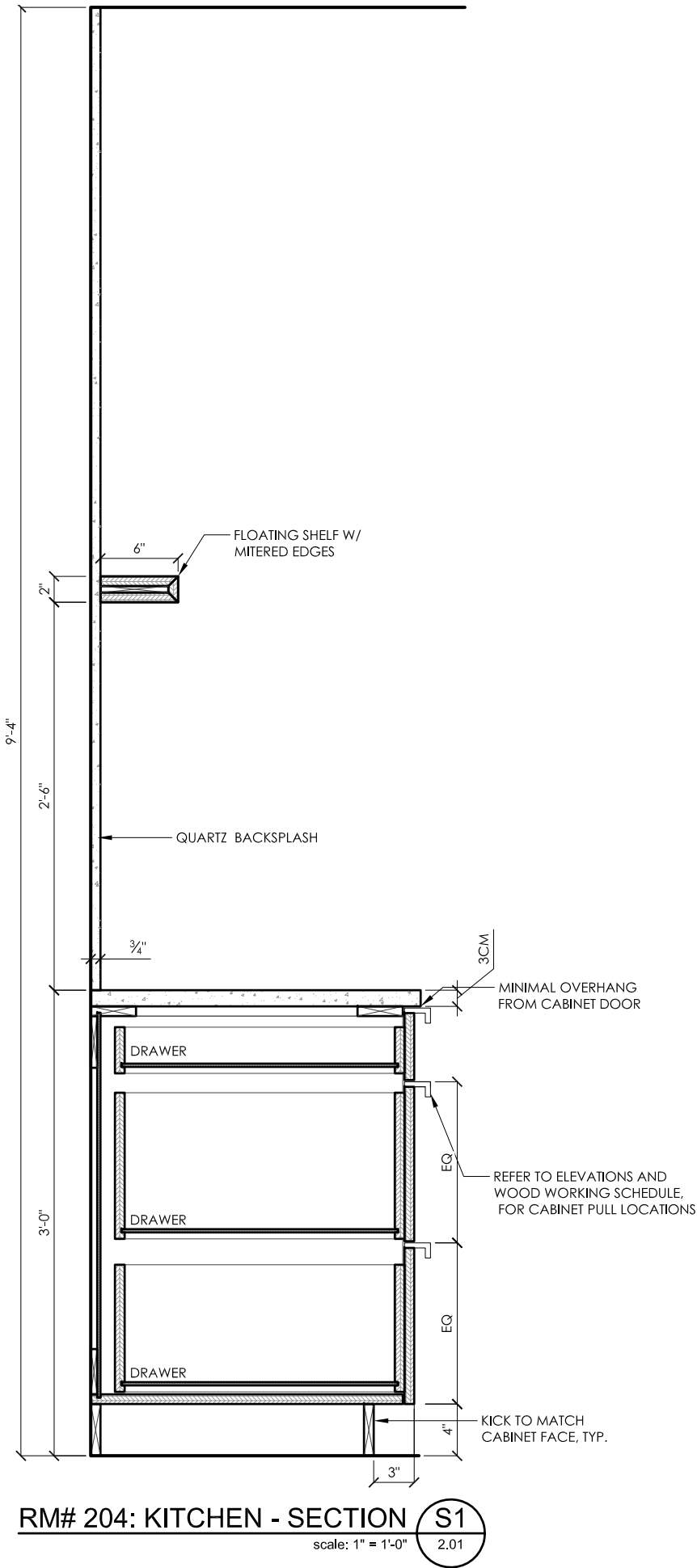
SHEET TITLE:  
**ELEVATOR CAB PLAN & ELEVATIONS**

PROJECT NO:	18-229-20
DRAWN:	XX
CHECKED:	YY

DRAWING NO:

**ID 2.19**

SUPERCEDES ALL PRINTS BEARING PREVIOUS REVISION NUMBERS



**Copyright Reserved**  
The Copyright to this drawing and its contents is reserved, and remains at all times the exclusive property of Area3, and shall not be used, modified, or reproduced without the expressed written consent of Area3.

**Dimensions**  
The Contractor shall verify all dimensions, and immediately report any errors and/or omissions to Area3.  
DO NOT SCALE DRAWINGS.

PROGRESS DRAWINGS

## KEY PLAN

-	RE-ISSUED FOR PRICING	18.07.26
-	RE-ISSUED FOR PRICING	18.06.25
-	ISSUED FOR PRICING	18.06.18
-	ISSUED FOR REVIEW	18.06.01
-	ISSUED FOR REVIEW	18.05.23
-	ISSUED FOR REVIEW	18.05.18

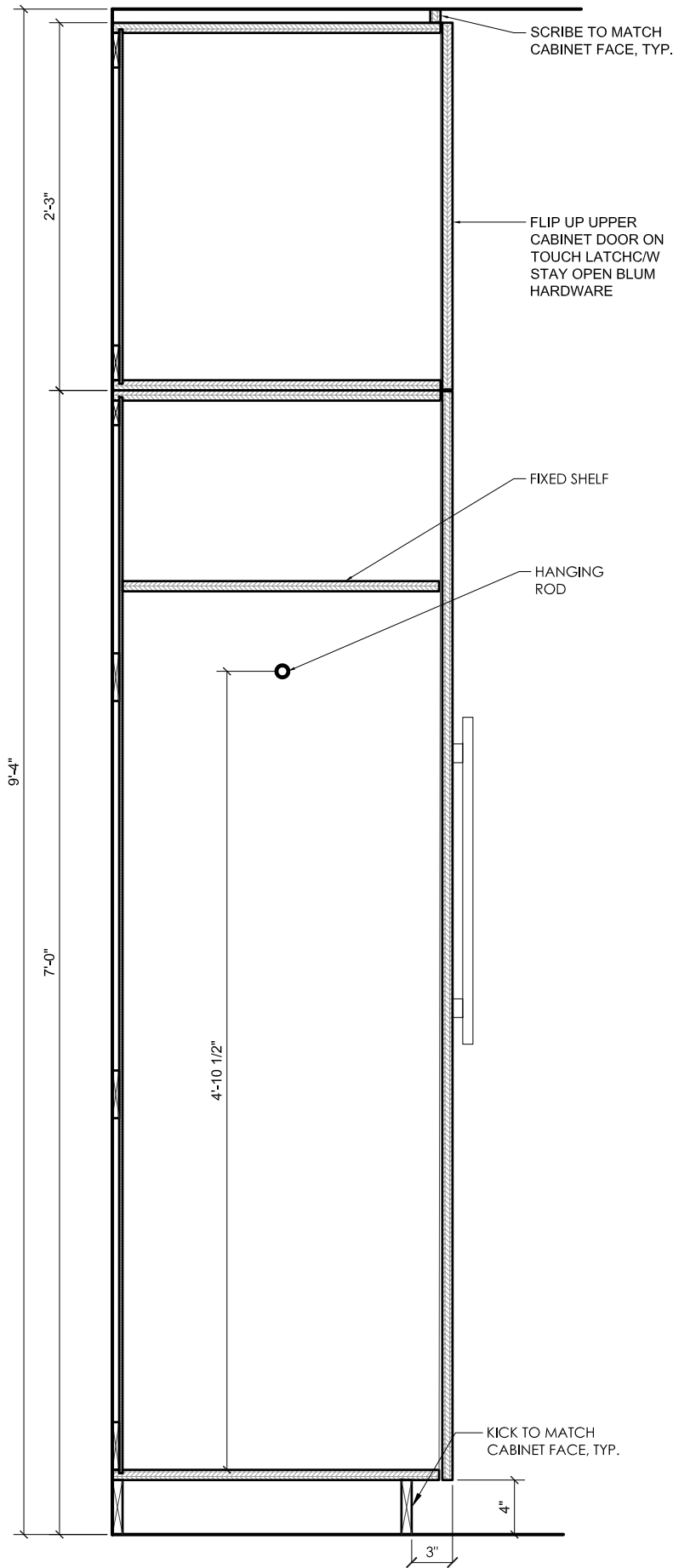
REV #	DESCRIPTION	DATE
-------	-------------	------

PROJECT NAME:  
**SANDHU RESIDENCE**

SHEET TITLE:  
**RM# 204:  
KITCHEN SECTIONS**

PROJECT NO:	18-229-20
DRAWN:	XX
CHECKED:	YY

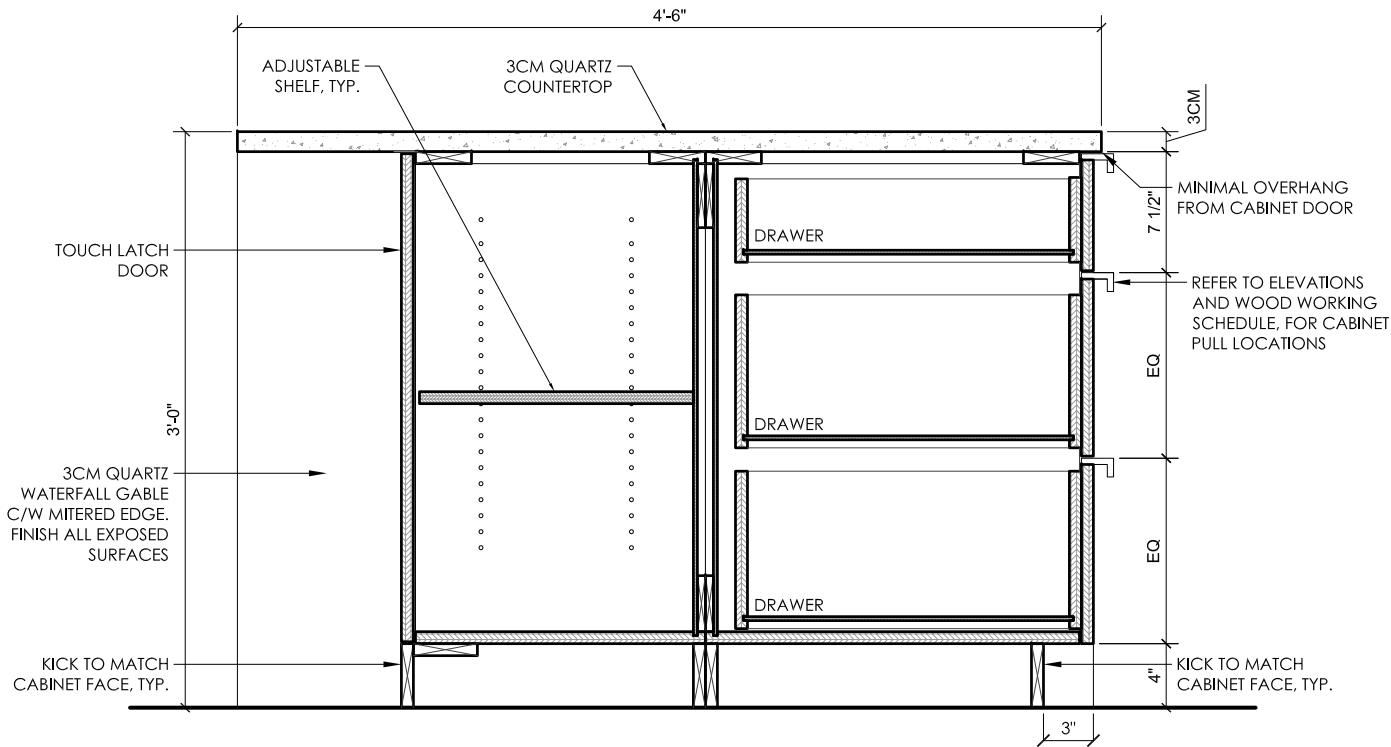
DRAWING NO:  
**ID 3.01**  
SUPERCEDES ALL PRINTS BEARING PREVIOUS REVISION NUMBERS



RM# 204: KITCHEN - SECTION S1

scale: 1" = 1'-0"

2.02



RM# 204: KITCHEN - SECTION S2

scale: 1" = 1'-0"

2.03

PROGRESS DRAWINGS

KEY PLAN

-	RE-ISSUED FOR PRICING	18.07.26
-	RE-ISSUED FOR PRICING	18.06.25
-	ISSUED FOR PRICING	18.06.18
-	ISSUED FOR REVIEW	18.06.01
-	ISSUED FOR REVIEW	18.05.23
-	ISSUED FOR REVIEW	18.05.18

REV #	DESCRIPTION	DATE
-------	-------------	------

PROJECT NAME:

SANDHU RESIDENCE

SHEET TITLE:

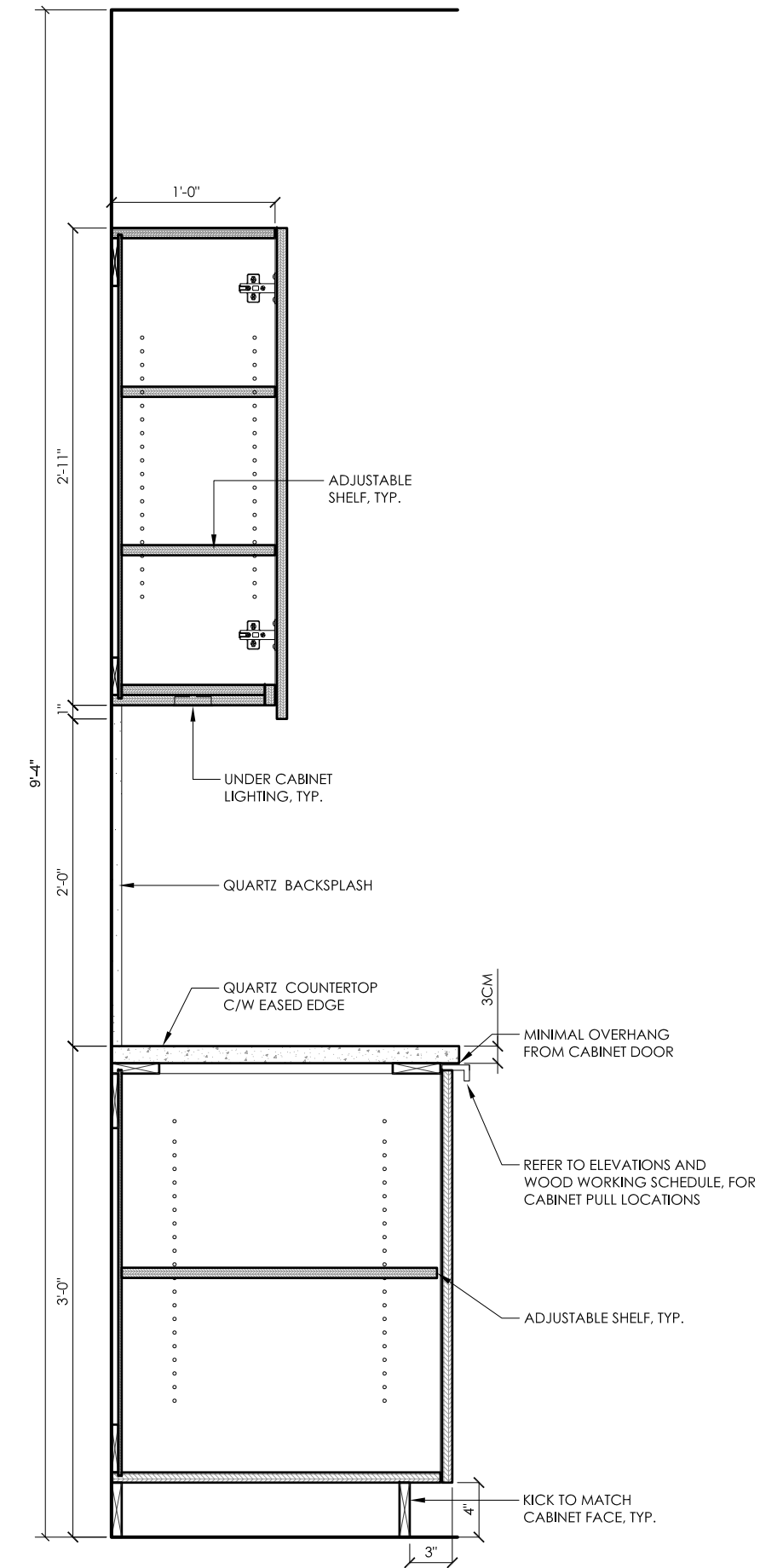
RM# 204: KITCHEN SECTIONS

PROJECT NO:	18-229-20
DRAWN:	XX
CHECKED:	YY

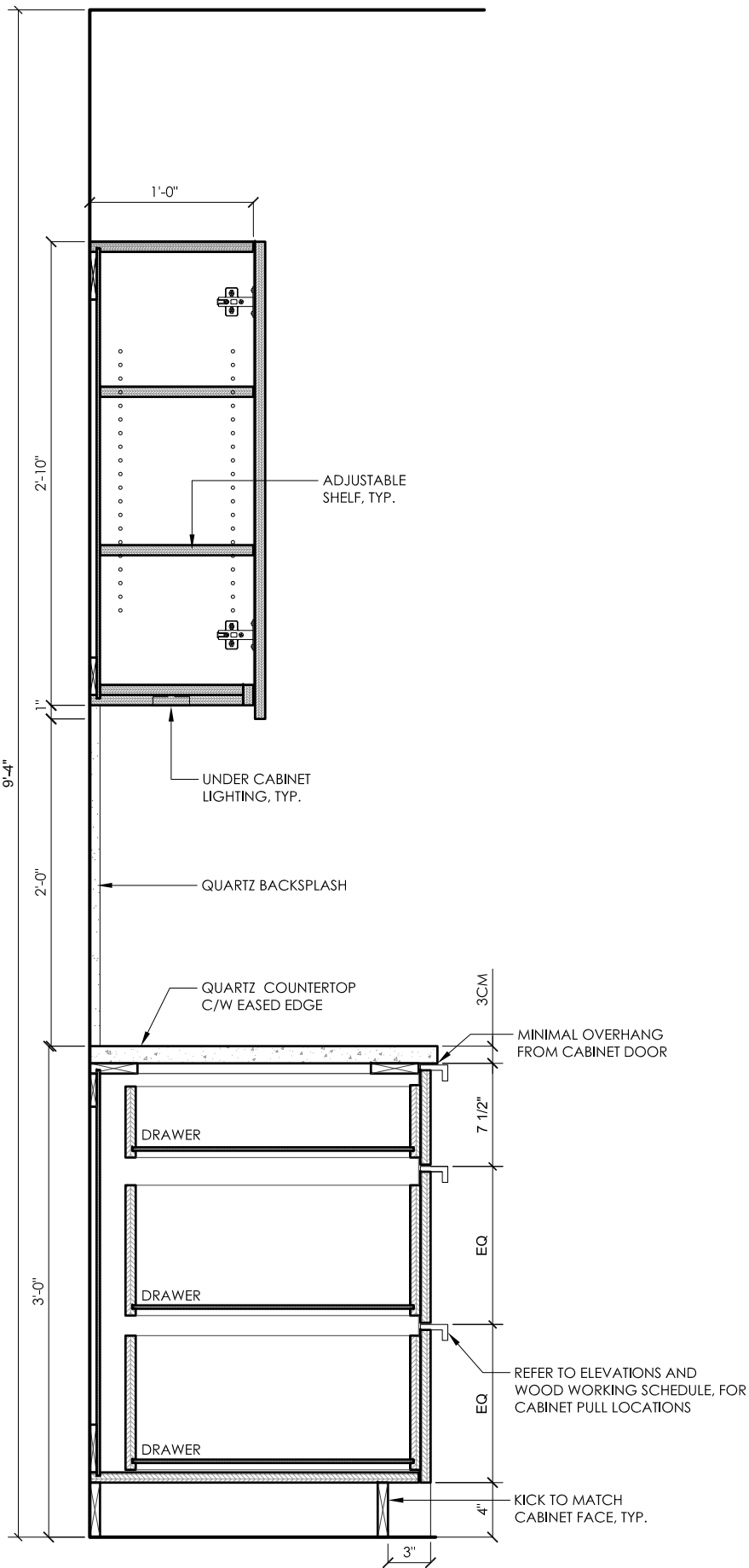
DRAWING NO:

ID 3.02

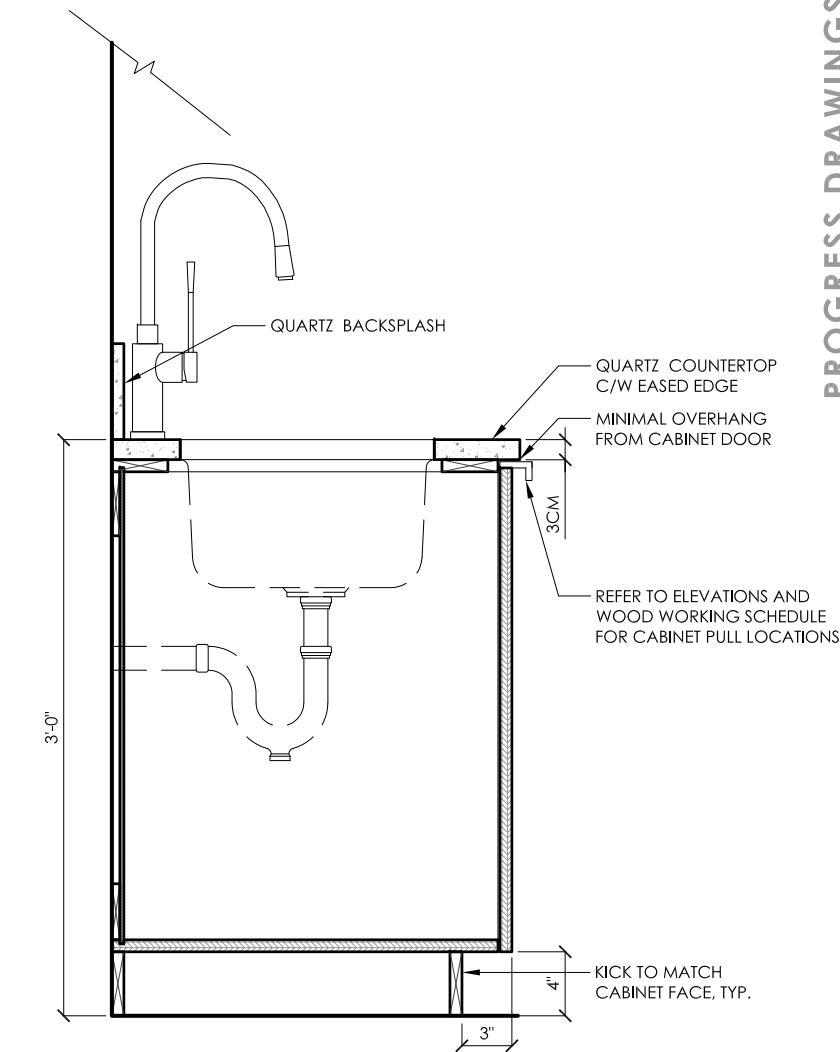
SUPERCEDES ALL PRINTS BEARING PREVIOUS REVISION NUMBERS



RM# 209: FRY KITCHEN - SECTION S1  
scale: 1" = 1'-0" 2.04



RM# 209: FRY KITCHEN - SECTION S2  
scale: 1" = 1'-0" 2.04



RM# 209: FRY KITCHEN - SECTION S3  
scale: 1" = 1'-0" 2.04

## Copyright Reserved

The Copyright to this drawing and its contents is reserved, and remains at all times the exclusive property of Area3, and shall not be used, modified, or reproduced without the expressed written consent of Area3.

## Dimensions

The Contractor shall verify all dimensions, and immediately report any errors and/or omissions to Area3.  
DO NOT SCALE DRAWINGS.

## PROGRESS DRAWINGS

## KEY PLAN

-	RE-ISSUED FOR PRICING	18.07.26
-	RE-ISSUED FOR PRICING	18.06.25
-	ISSUED FOR PRICING	18.06.18
-	ISSUED FOR REVIEW	18.06.01
-	ISSUED FOR REVIEW	18.05.23
-	ISSUED FOR REVIEW	18.05.18

REV #	DESCRIPTION	DATE
-------	-------------	------

PROJECT NAME:  
**SANDHU RESIDENCE**

SHEET TITLE:  
**RM# 209:  
FRY KITCHEN**

PROJECT NO:	18-229-20
DRAWN:	XX
CHECKED:	YY

DRAWING NO:  
**ID 3.03**

SUPERCEDES ALL PRINTS BEARING PREVIOUS REVISION NUMBERS

The Copyright to this drawing and its contents is reserved, and remains at all times the exclusive property of Area3, and shall not be used, modified, or reproduced without the expressed written consent of Area3.

The Contractor shall verify all dimensions, and immediately report any errors and/or omissions to Area3.  
DO NOT SCALE DRAWINGS.

- RE-ISSUED FOR PRICING	18.07.26
- RE-ISSUED FOR PRICING	18.06.25
- ISSUED FOR PRICING	18.06.18
- ISSUED FOR REVIEW	18.06.01
- ISSUED FOR REVIEW	18.05.23
- ISSUED FOR REVIEW	18.05.18

PROJECT NAME: \_\_\_\_\_

SHEET TITLE:  
RM# 205: POWDER  
& RM# 207: ENSUITE  
SECTIONS

DRAWING NO:

SUPERCEDES ALL PRINTS BEARING PREVIOUS REVISION NUMBERS



Copyright Reserved

The Copyright to this drawing and its contents is reserved, and remains at all times the exclusive property of Area3, and shall not be used, modified, or reproduced without the expressed written consent of Area3.

Dimensions

The Contractor shall verify all dimensions, and immediately report any errors and/or omissions to Area3.  
DO NOT SCALE DRAWINGS.

PROGRESS DRAWINGS

KEY PLAN

-	RE-ISSUED FOR PRICING	18.07.26
-	RE-ISSUED FOR PRICING	18.06.25
-	ISSUED FOR PRICING	18.06.18
-	ISSUED FOR REVIEW	18.06.01
-	ISSUED FOR REVIEW	18.05.23
-	ISSUED FOR REVIEW	18.05.18

REV #	DESCRIPTION	DATE
-------	-------------	------

PROJECT NAME:

SANDHU RESIDENCE

SHEET TITLE:

RM# 202:  
WINE DISPLAY &  
FIREPLACE SECTIONS

PROJECT NO: 18-229-20

DRAWN: XX

CHECKED: YY

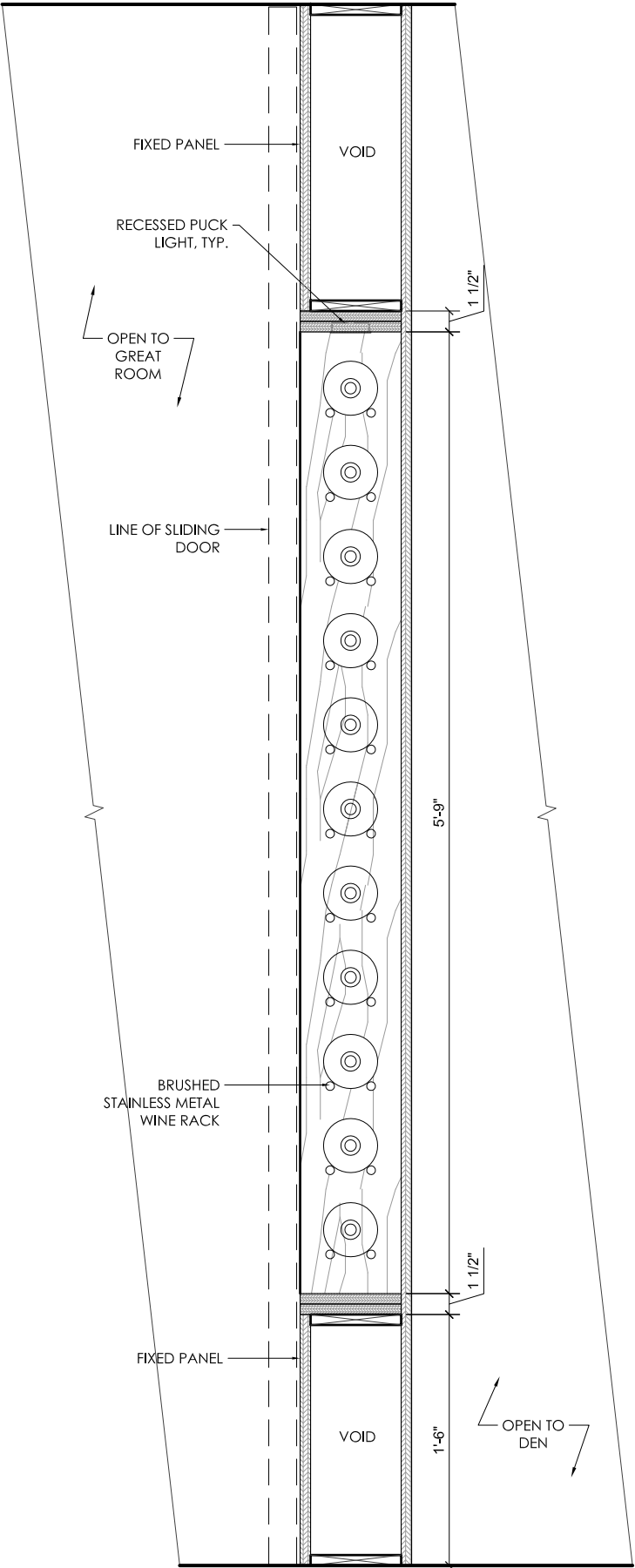
DRAWING NO:

ID 3.05

SUPERCEDES ALL PRINTS BEARING PREVIOUS REVISION NUMBERS



Designed Together

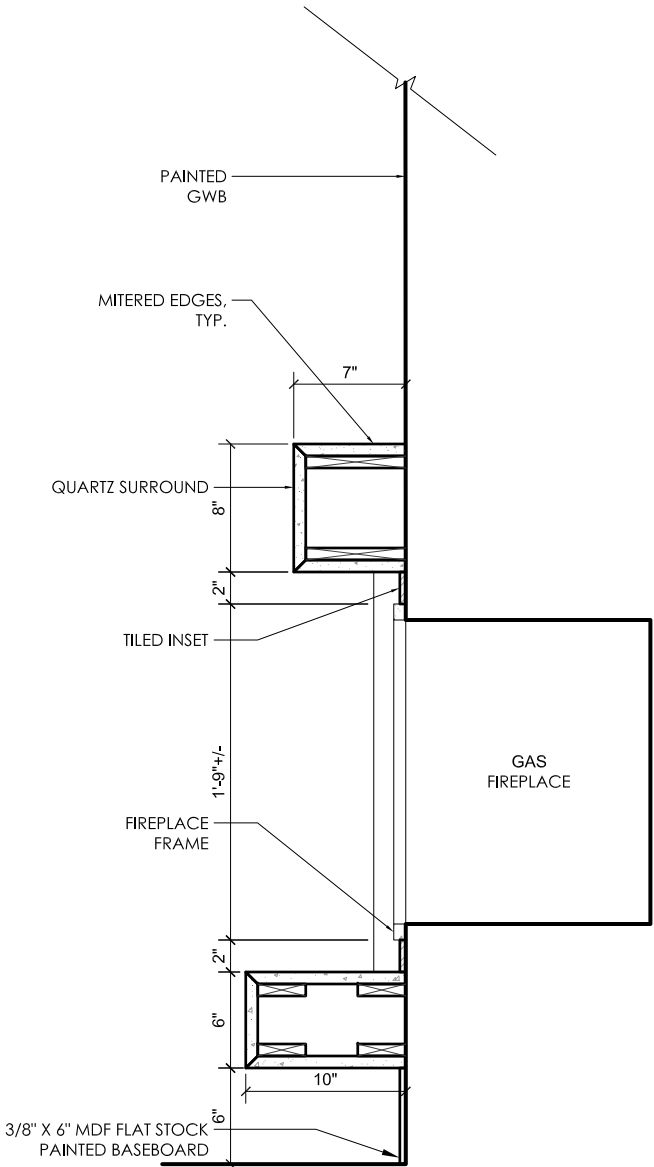


RM# 202: WINE DISPLAY - SECTION

S1

scale: 1/2" = 1'-0"

2.07

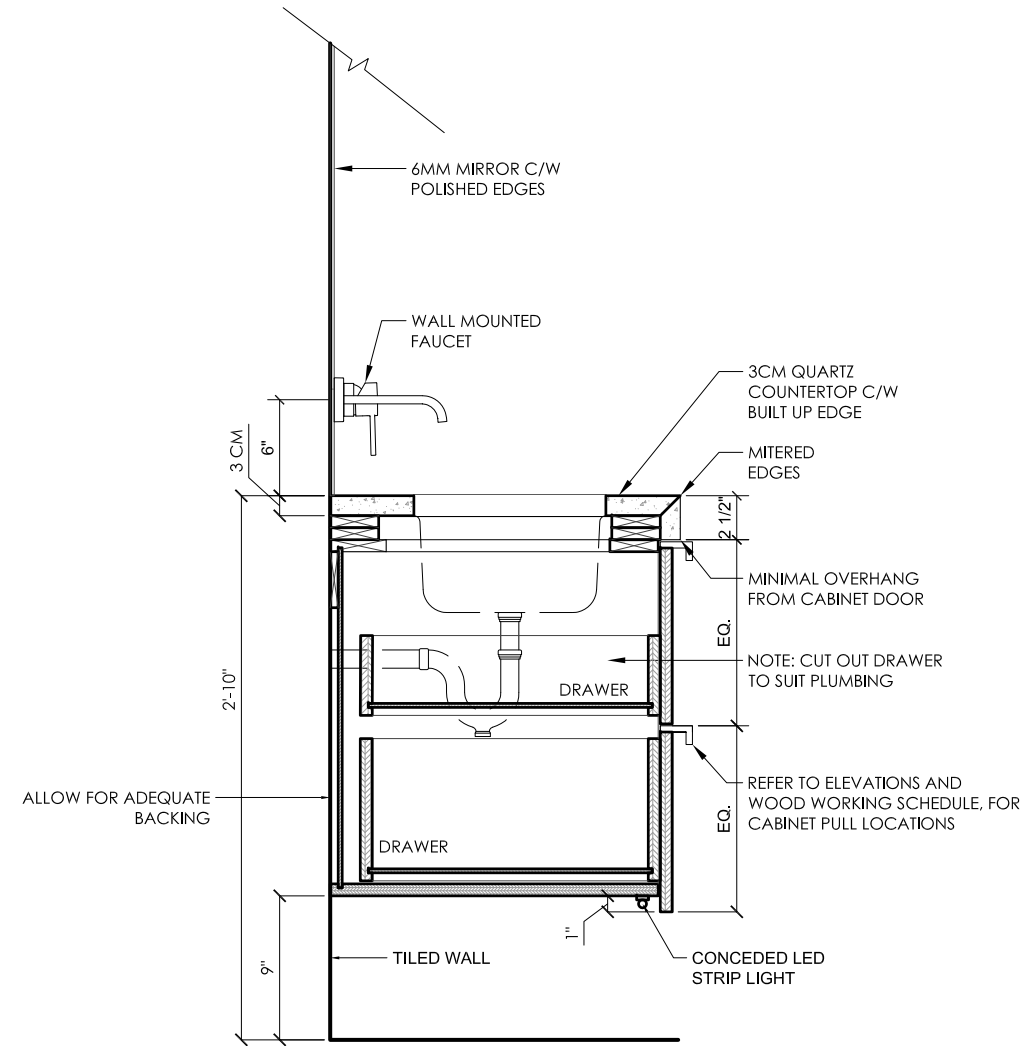


RM# 202: FIREPLACE - SECTION

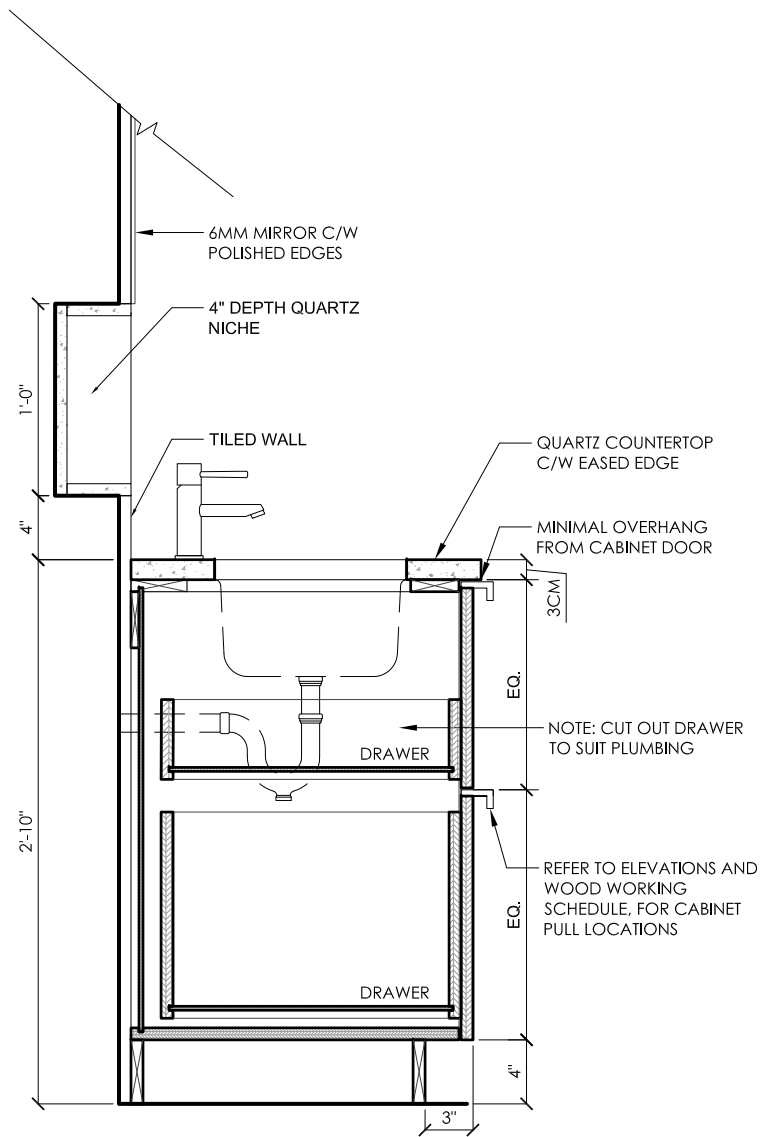
S2

scale: 1/2" = 1'-0"

2.07



RM# 102: ENSUITE - SECTION S1  
scale: 1/2" = 1'-0" 2.08



RM# 105: ENSUITE - SECTION S2  
scale: 1/2" = 1'-0" 2.10

PROGRESS DRAWINGS

KEY PLAN

-	RE-ISSUED FOR PRICING	18.07.26
-	RE-ISSUED FOR PRICING	18.06.25
-	ISSUED FOR PRICING	18.06.18
-	ISSUED FOR REVIEW	18.06.01
-	ISSUED FOR REVIEW	18.05.23
-	ISSUED FOR REVIEW	18.05.18

REV #	DESCRIPTION	DATE
-------	-------------	------

PROJECT NAME:  
**SANDHU RESIDENCE**

SHEET TITLE:  
**RM# 102: ENSUITE &  
RM# 105: ENSUITE  
SECTIONS**

PROJECT NO:	18-229-20
DRAWN:	XX
CHECKED:	YY

DRAWING NO:

ID 3.06

SUPERCEDES ALL PRINTS BEARING PREVIOUS REVISION NUMBERS



Designed Together

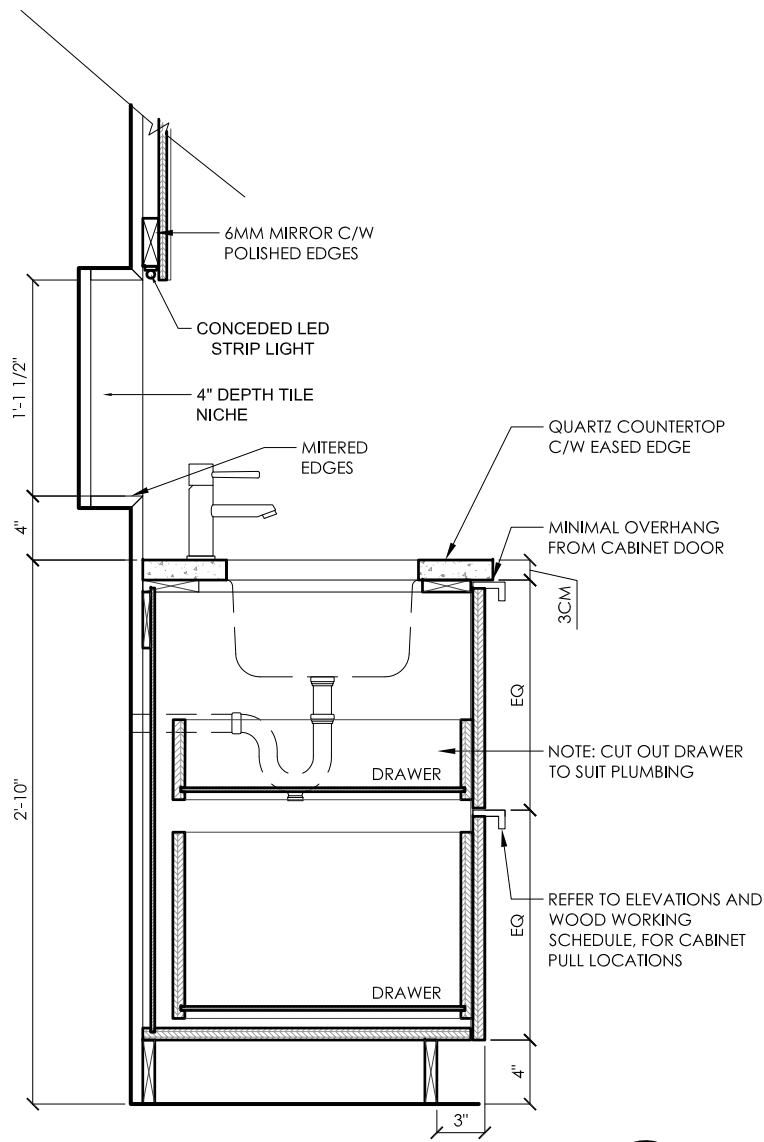
**Area3**  
#217-7080 River Road, Richmond, BC, Canada,  
V6X-1X5 | PH: 778.297.2732 | [area3design.ca](http://area3design.ca)

Copyright Reserved

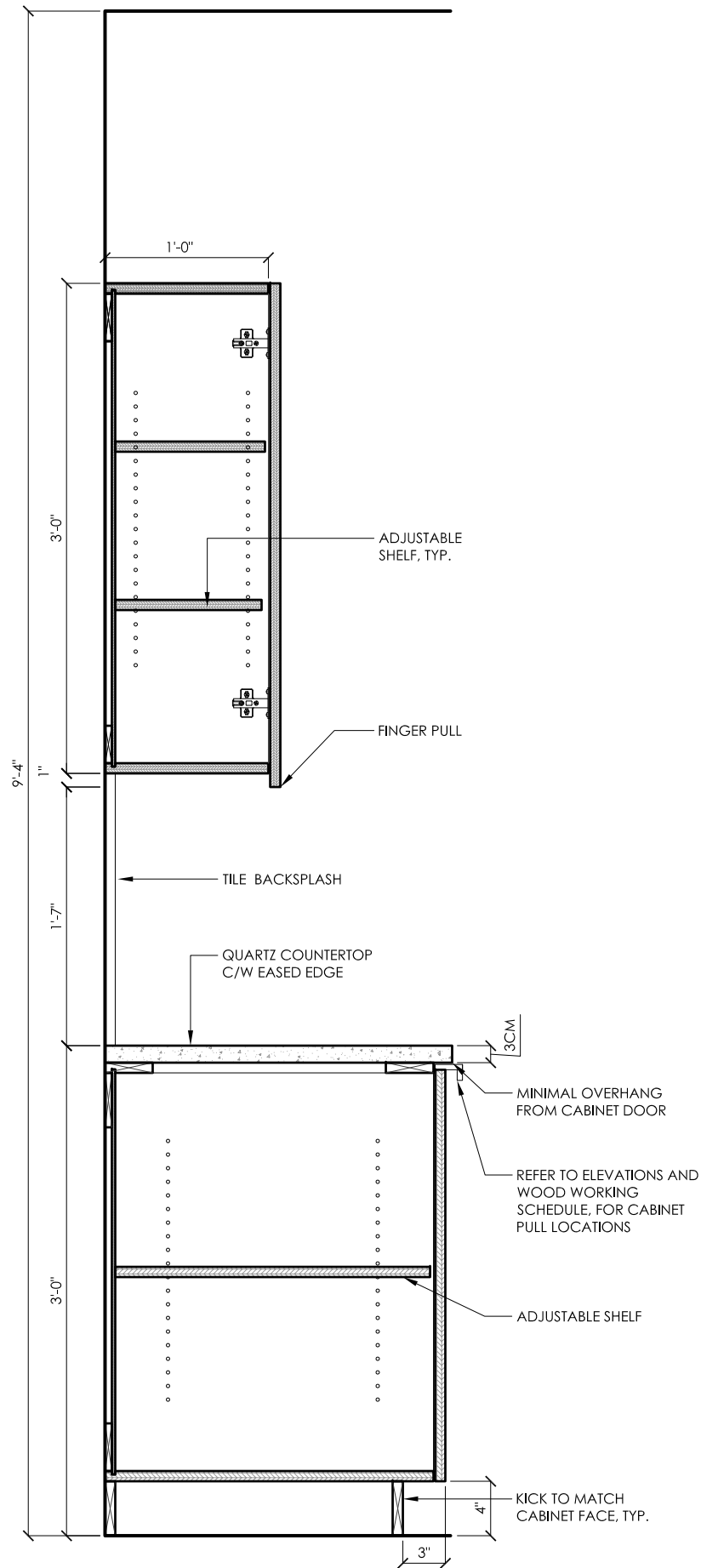
The Copyright to this drawing and its contents is reserved, and remains at all times the exclusive property of Area3, and shall not be used, modified, or reproduced without the expressed written consent of Area3.

Dimensions

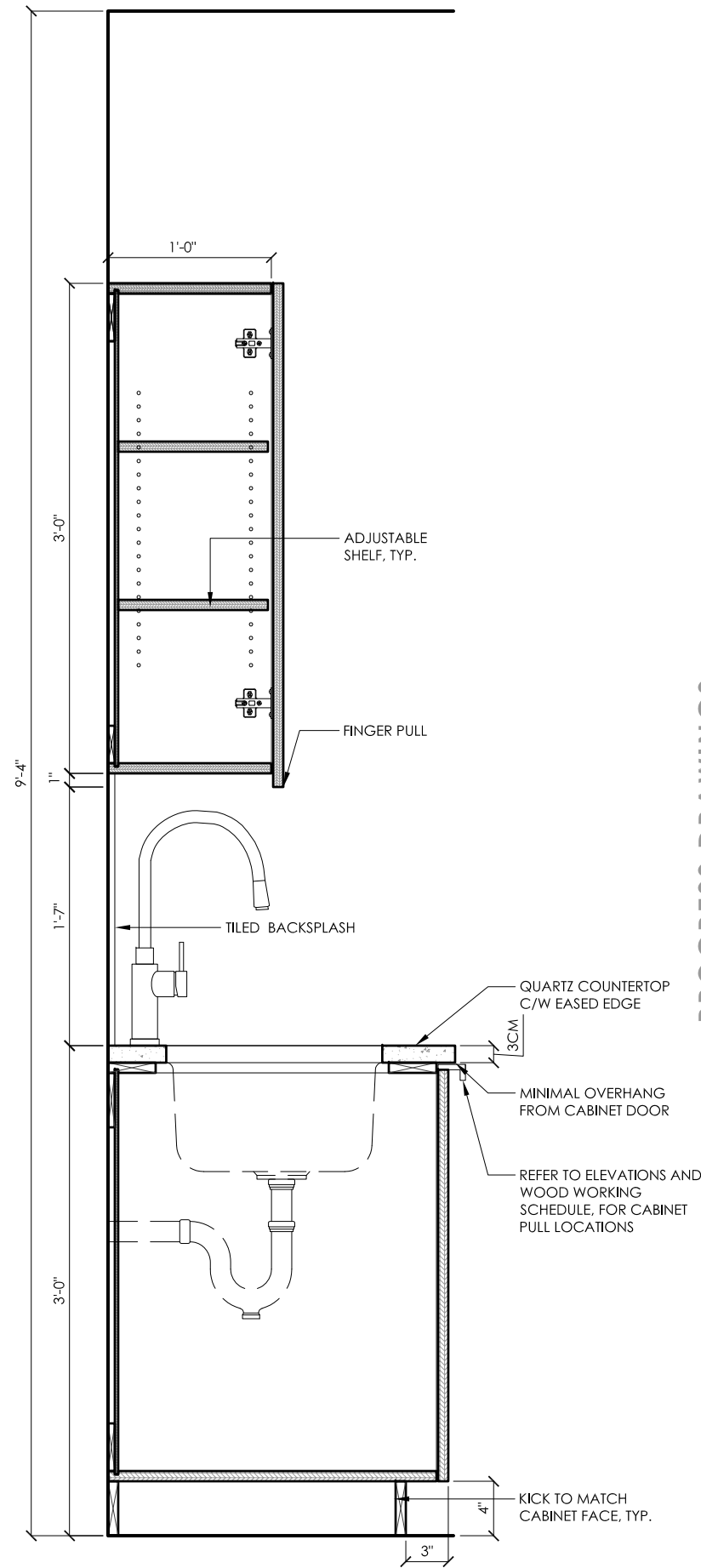
The Contractor shall verify all dimensions, and immediately report any errors and/or omissions to Area3.  
DO NOT SCALE DRAWINGS.



RM# 110: ENSUITE - SECTION S1  
scale: 1/2" = 1'-0" 2.11



RM# 111: LAUNDRY - SECTION S2  
scale: 1" = 1'-0" 2.12



RM# 111: LAUNDRY - SECTION S3  
scale: 1" = 1'-0" 2.12

PROGRESS DRAWINGS

# Area3

#217-7080 River Road, Richmond, BC, Canada,  
V6X-1X5 | PH: 778.297.2732 | [area3design.ca](http://area3design.ca)

## Copyright Reserved

The Copyright to this drawing and its contents is reserved, and remains at all times the exclusive property of Area3, and shall not be used, modified, or reproduced without the expressed written consent of Area3.

## Dimensions

The Contractor shall verify all dimensions, and immediately report any errors and/or omissions to Area3.  
DO NOT SCALE DRAWINGS.

## KEY PLAN

-	RE-ISSUED FOR PRICING	18.07.26
-	RE-ISSUED FOR PRICING	18.06.25
-	ISSUED FOR PRICING	18.06.18
-	ISSUED FOR REVIEW	18.06.01
-	ISSUED FOR REVIEW	18.05.23
-	ISSUED FOR REVIEW	18.05.18

REV#	DESCRIPTION	DATE
------	-------------	------

PROJECT NAME:

**SANDHU RESIDENCE**

SHEET TITLE:

**RM# 110: ENSUITE &  
RM# 111: LAUNDRY  
SECTIONS**

PROJECT NO: 18-229-20

DRAWN: XX

CHECKED: YY

DRAWING NO:

**ID 3.07**

SUPERCEDES ALL PRINTS BEARING PREVIOUS REVISION NUMBERS



Designed Together

Copyright Reserved

The Copyright to this drawing and its contents is reserved, and remains at all times the exclusive property of Area3, and shall not be used, modified, or reproduced without the expressed written consent of Area3.

Dimensions

The Contractor shall verify all dimensions, and immediately report any errors and/or omissions to Area3.  
DO NOT SCALE DRAWINGS.

PROGRESS DRAWINGS

KEY PLAN

-	RE-ISSUED FOR PRICING	18.07.26
-	RE-ISSUED FOR PRICING	18.06.25
-	ISSUED FOR PRICING	18.06.18
-	ISSUED FOR REVIEW	18.06.01
-	ISSUED FOR REVIEW	18.05.23
-	ISSUED FOR REVIEW	18.05.18

REV #	DESCRIPTION	DATE
-------	-------------	------

PROJECT NAME:

SANDHU RESIDENCE

SHEET TITLE:

RM# 004: BAR  
SECTIONS

PROJECT NO: 18-229-20

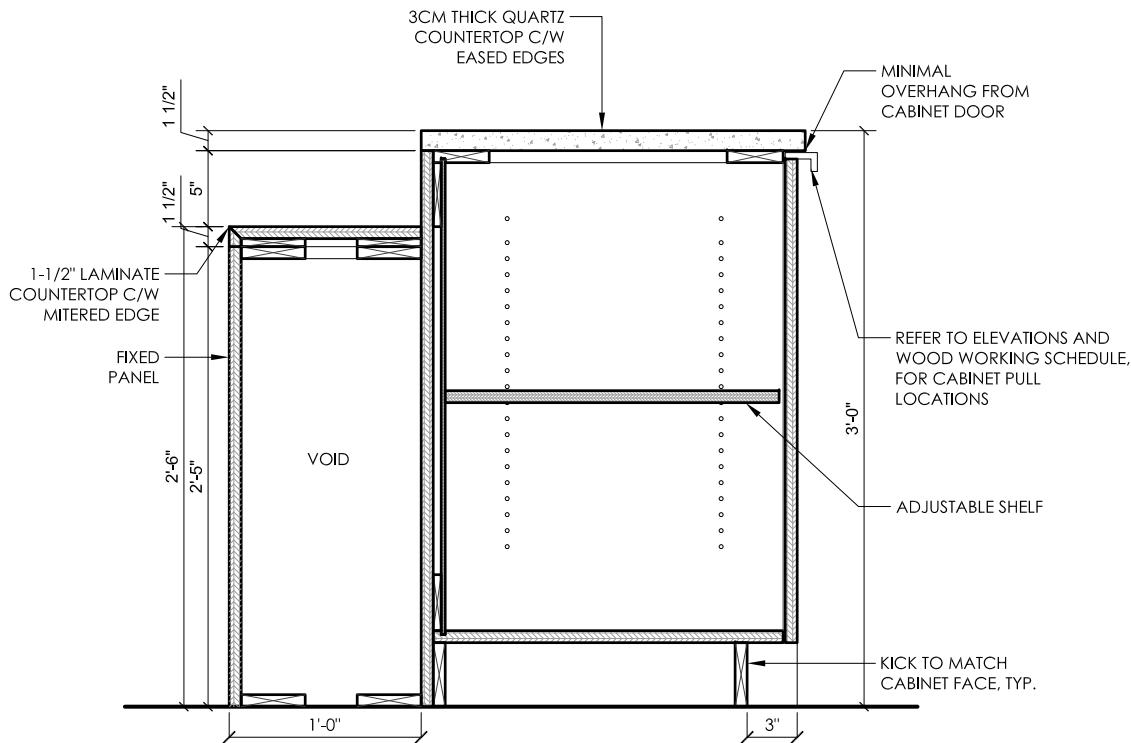
DRAWN: XX

CHECKED: YY

DRAWING NO:

ID 3.08

SUPERCEDES ALL PRINTS BEARING PREVIOUS REVISION NUMBERS

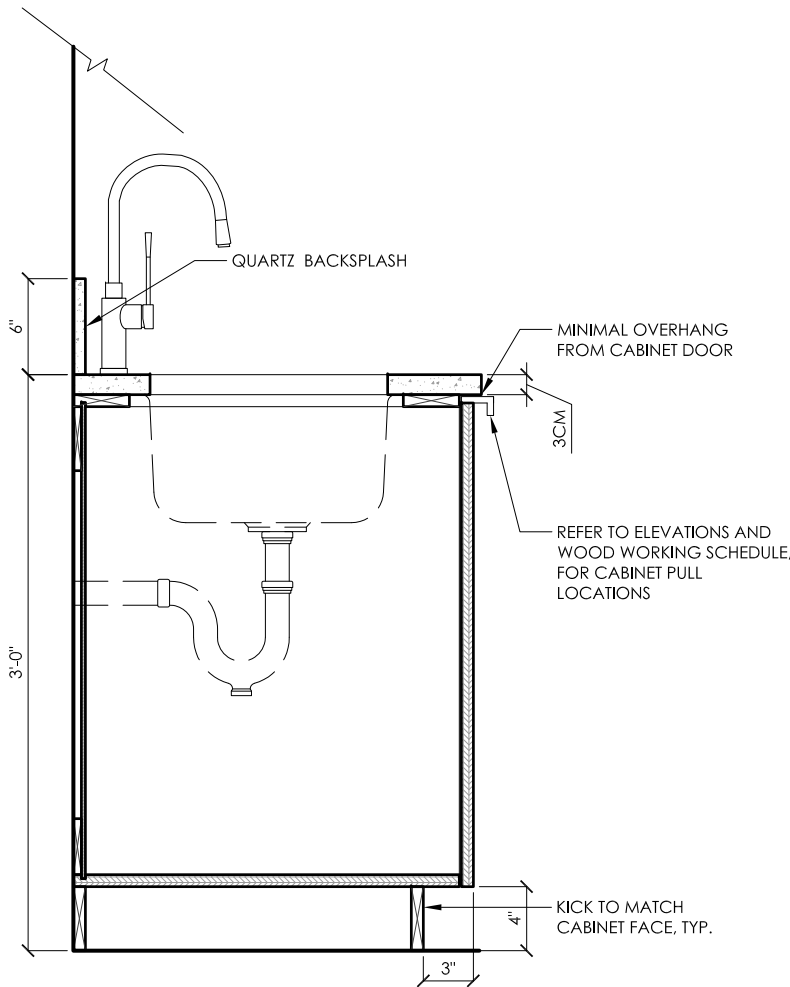


RM# 004: BAR - SECTION

S1

scale: 1/2" = 1'-0"

2.14

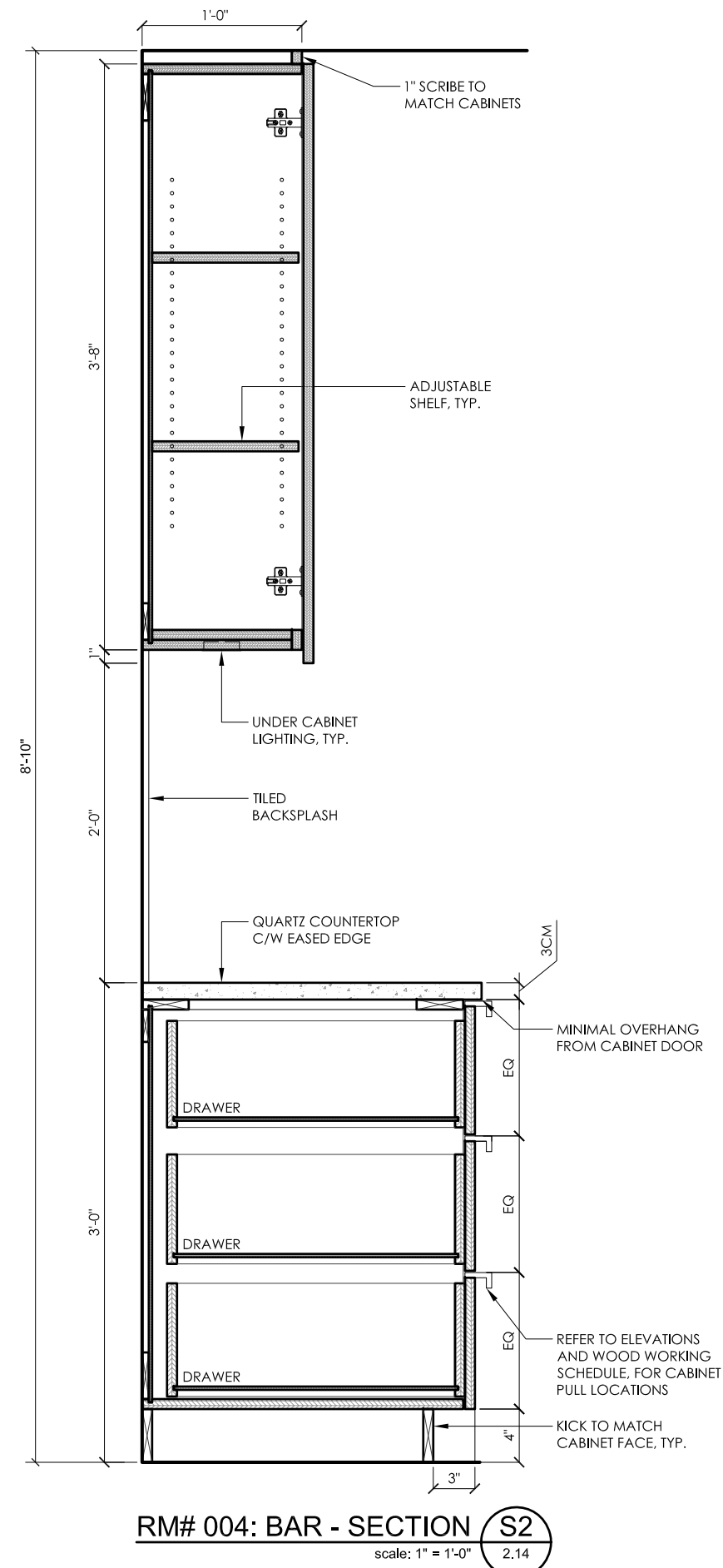
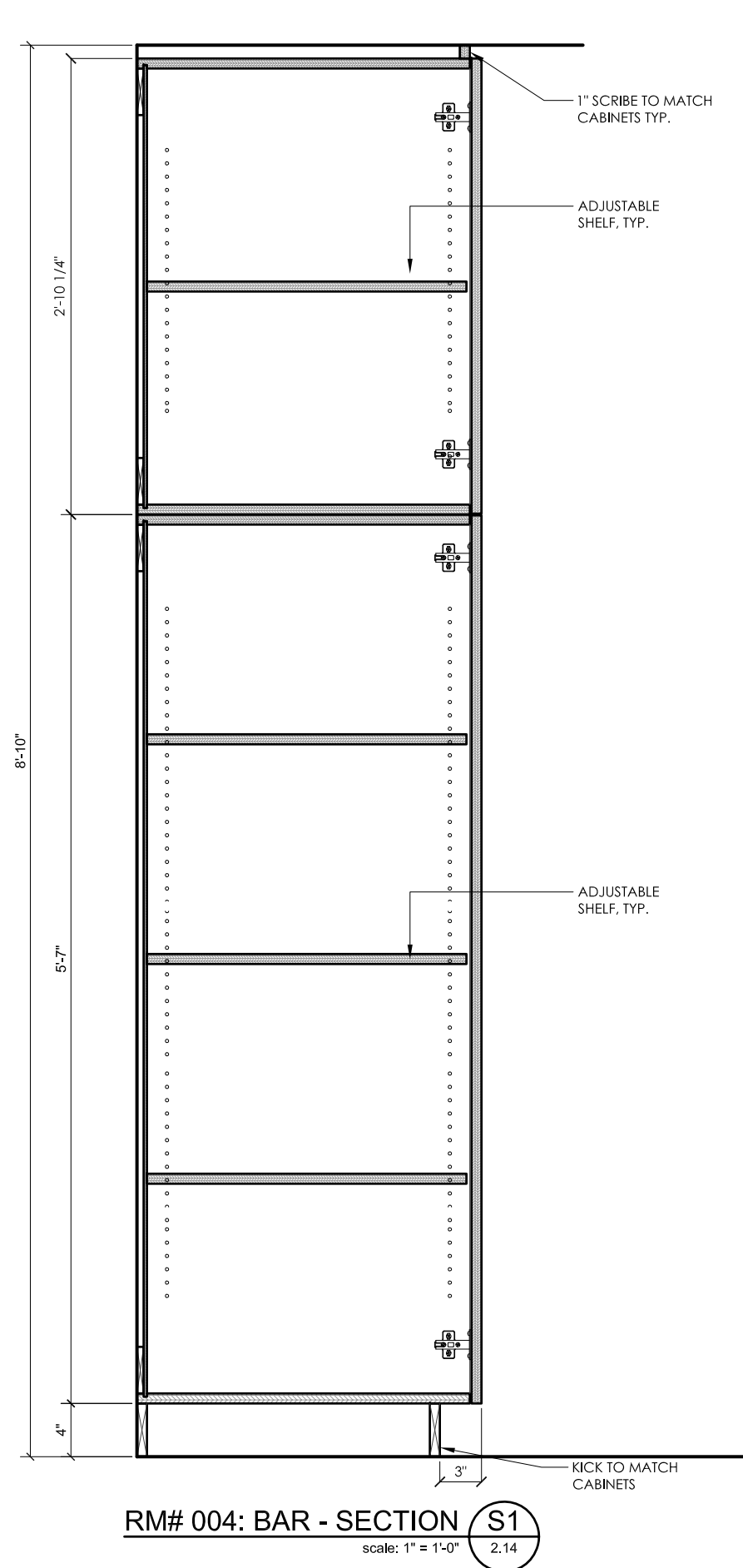


RM# 004: BAR - SECTION

S2

scale: 1" = 1'-0"

2.14



# Area3

#217-7080 River Road, Richmond, BC, Canada,  
V6X-1X5 | PH: 778.297.2732 | [area3design.ca](http://area3design.ca)

Copyright Reserved

The Copyright to this drawing and its contents is reserved, and remains at all times the exclusive property of Area3, and shall not be used, modified, or reproduced without the expressed written consent of Area3.

## Dimensions

The Contractor shall verify all dimensions, and immediately report any errors and/or omissions to Area3.  
DO NOT SCALE DRAWINGS.

## KEY PLAN

- RE-ISSUED FOR PRICING	18.07.26
- RE-ISSUED FOR PRICING	18.06.25
- ISSUED FOR PRICING	18.06.18
- ISSUED FOR REVIEW	18.06.01
- ISSUED FOR REVIEW	18.05.23
- ISSUED FOR REVIEW	18.05.18

REV#	DESCRIPTION	DATE
------	-------------	------

PROJECT NAME:

## SANDHU RESIDENCE

SHEET TITLE:

RM# 004: BAR  
SECTIONS

PROJECT NO:	18-229-20
DRAWN:	XX
CHECKED:	YY

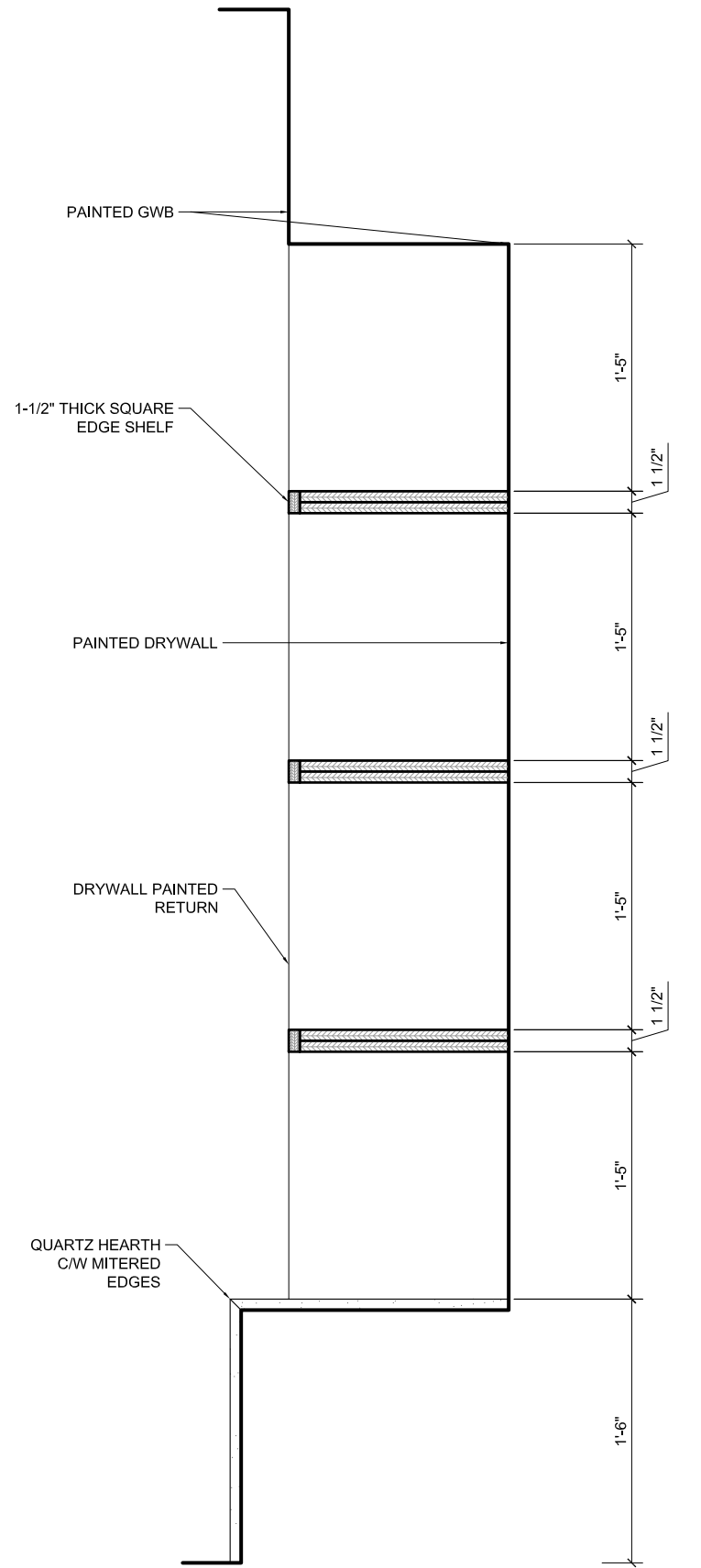
DRAWING NO:

ID 3.09

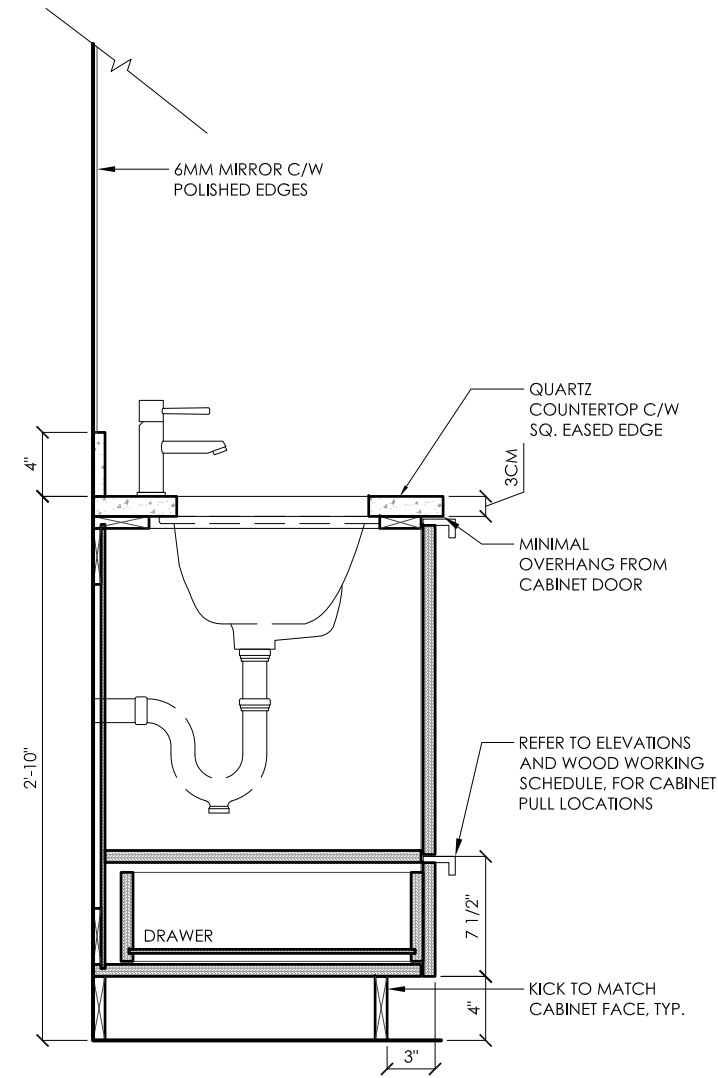
SUPERCEDES ALL PRINTS BEARING PREVIOUS REVISION NUMBERS



Designed Together



RM# 003: FIREPLACE - SECTION S1  
scale: 1" = 1'-0" 2.16



RM# 005: BATHROOM - SECTION S2  
scale: 1" = 1'-0" 2.15

**Copyright Reserved**  
The Copyright to this drawing and its contents is reserved, and remains at all times the exclusive property of Area3, and shall not be used, modified, or reproduced without the expressed written consent of Area3.

**Dimensions**  
The Contractor shall verify all dimensions, and immediately report any errors and/or omissions to Area3.  
DO NOT SCALE DRAWINGS.

KEY PLAN

-	RE-ISSUED FOR PRICING	18.07.26
-	RE-ISSUED FOR PRICING	18.06.25
-	ISSUED FOR PRICING	18.06.18
-	ISSUED FOR REVIEW	18.06.01
-	ISSUED FOR REVIEW	18.05.23
-	ISSUED FOR REVIEW	18.05.18
REV #	DESCRIPTION	DATE

PROJECT NAME:  
**SANDHU RESIDENCE**

SHEET TITLE:  
**RM# 003: FIREPLACE &  
RM# 005: BATHROOM  
SECTIONS**

PROJECT NO:	18-229-20
DRAWN:	XX
CHECKED:	YY

DRAWING NO:  
**ID 3.10**

#217-7080 River Road, Richmond, BC, Canada,  
V6X-1X5 | PH: 778.297.2732 | [area3design.ca](http://area3design.ca)

The Copyright to this drawing and its contents is reserved, and remains at all times the exclusive property of Area3, and shall not be used, modified, or reproduced without the expressed written consent of Area3.

The Contractor shall verify all dimensions, and immediately report any errors and/or omissions to Area3.  
DO NOT SCALE DRAWINGS.

-	RE -ISSUED FOR PRICING	18.07.26
-	RE -ISSUED FOR PRICING	18.06.25
-	ISSUED FOR REVIEW	18.06.18
REV	DESCRIPTION	DATE

\_\_\_\_\_

---

DRAWING NO:

SUPERCEDES ALL PRINTS BEARING PREVIOUS REVISION NUMBERS



ROOM FINISHES SCHEDULE												
REMARKS	CEILING		CASING	DOORS	WALLS				BASE	FLOOR	ROOM NAME	RM. NO.
	FINISH	TYPE			W	S	E	N				
	P-4	PAINTED GWB	P-3	P-3	REFER TO WALL ELEVATIONS FOR WALL FINISHES	P-1		HWF-1	MUD ROOM	001		
							C-1	BEDROOM	002			
							HWF-1	REC ROOM	003			
								BAR	004			
REFER TO ID ELEVATIONS FOR WALL FINISHES								T-1	BATHROOM	005		
							BY CLIENT	MECH./STORAGE	006			
								GARAGE	007			
							HWF-1	FOYER	101			
REFER TO ID ELEVATIONS FOR WALL FINISHES								T-5	MASTER ENSUITE	102		
							C-1	MASTER BEDROOM	103			
								W.I.C.	104			
REFER TO ID ELEVATIONS FOR WALL FINISHES								T-1	ENSUITE	105		
							C-1	BEDROOM	106			
								W.I.C.	107			
								W.I.C.	108			
								BEDROOM	109			
REFER TO ID ELEVATIONS FOR WALL FINISHES								T-2	ENSUITE	110		
							T-9	LAUNDRY	111			
							HWF-1	CORRIDOR	112			
								DEN	201			
								GREAT ROOM	202			
								DINING	203			
								KITCHEN	204			
REFER TO ID ELEVATIONS FOR WALL FINISHES									POWDER ROOM	205		
						P-2						
REFER TO ID ELEVATIONS FOR WALL FINISHES						P-1	C-1	BEDROOM	206			
							T-11	ENSUITE	207			
							T-9	PANTRY	208			
								FRY KITCHEN	209			
							HWF-1	CORRIDOR	210			
		STAIRS	S1									
	T-9	ELEVATOR	E1									

DIV.8

## WOOD WORKING & CABINETS SCHEDULE

KITCHEN	DESCRIPTION	
KITCHEN FRIDGE WALL & ISLAND CABINETS AND FLOATING SHELVES ABOVE COOKTOP	DOOR PROFILE: SLAB DOOR WITH SQUARE EDGE BACKER: TO MATCH FRONT EDGE: 1mm MATCHING EXPOSED GABLES: TO MATCH CASE INTERIORS: WHITE MELAMINE KICK: TO MATCH CABINETS NOTE: V-1 - IS VERTICAL GRAIN SUPPLIER: PENTCO - LAURELLE TULLY 604-888-5080 NOTE: SHELVES ARE SQUARE EDGED, ALL EXPOSED SURFACES TO MATCH. NOTE: REFER TO MANUFACTURER CUT SHEETS FOR DOOR PANEL SIZES REQUIRED FOR FRIDGE AND FREEZER DOOR PANELS TO MATCH CABINETS	V-1
KITCHEN BASE CABINETS	DOOR PROFILE: SLAB DOOR WITH SQUARE EDGE BACKER: TO MATCH FRONT EDGE: 1mm PVC MATCHING FEATURE: PUR GLUELINE EXPOSED GABLES: TO MATCH CASE INTERIORS: WHITE MELAMINE KICK: TO MATCH CABINETS SUPPLIER: PENTCO - LAURELLE TULLY 604-888-5080 NOTE: REFER TO MANUFACTURER CUT SHEETS FOR DOOR PANEL SIZES REQUIRED FOR WINE FRIDGE AND DISHWASHER DOOR PANELS TO MATCH CABINETS	PL-1
COUNTERTOP	KITCHEN COUNTER THICKNESS: 3CM BACKSPLASH THICKNESS: 2CM ISLAND END GABLES C/W MITER CORNERS, WATERFALL END GABLES 3 CM THICK, FINISH ALL EXPOSED SURFACES PROFILE: SQUARE EASED EDGE	ST-1
CABINET PULLS	MANUFACTURER: EUROPEAN DESIGN IMPORTS BY BARI DESIGN MODEL#: 1870-320 FINISH: CHROME MOUNTING: CENTERED AT TOP EDGE OF DOOR/DRAWER FRONT FOR ALL BASE CABINETS CONTACT: GIOVANNI (CELL) 604-448-8684 NOTE: ALLOW FOR TOUCH LATCH HARDWARE FOR DOORS NOTED ON ELEVATIONS	
APPLIANCE PULL	MANUFACTURER: EDI MODEL#: 7327.480 FINISH: POLISHED CHROME OVERALL LENGTH : 512 MM MOUNTING AS SPECIFIED BY APPLIANCE MANUFACTURER CONTACT: 604-448-8684	

SPICE KITCHEN	DESCRIPTION	
KITCHEN FRIDGE WALL & ISLAND CABINETS AND FLOATING SHELVES ABOVE COOKTOP	DOOR PROFILE: SLAB DOOR WITH SQUARE EDGE BACKER: TO MATCH FRONT EDGE: 1mm PVC MATCHING FEATURE: PUR GLUELINE EXPOSED GABLES: TO MATCH CASE INTERIORS: WHITE MELAMINE KICK: TO MATCH CABINETS SUPPLIER: PENTCO - LAURELLE TULLY 604-888-5080 NOTE: SHELVES ARE SQUARE EDGED, ALL EXPOSED SURFACES TO MATCH.	PL-5
COUNTERTOP	KITCHEN COUNTER THICKNESS: 3CM BACKSPLASH THICKNESS: 2CM PROFILE: SQUARE EASED EDGE	ST-4
CABINET PULLS	MANUFACTURER: EUROPEAN DESIGN IMPORTS BY BARI DESIGN MODEL#: 1870-224 FINISH: CHROME MOUNTING: CENTERED AT TOP EDGE OF DOOR/DRAWER FRONT FOR ALL BASE CABINETS CONTACT: GIOVANNI (CELL) 604-448-8684 NOTE: ALLOW FOR TOUCH LATCH HARDWARE FOR DOORS NOTED ON ELEVATIONS	

POWDER ROOM	DESCRIPTION	
WALL CABINET	DOOR PROFILE: SLAB DOOR WITH SQUARE EDGE BACKER: TO MATCH FRONT EDGE: 1MM MATCHING CASE INTERIORS: WHITE MELAMINE NOTE: V-1 - IS VERTICAL GRAIN SUPPLIER: PENTCO - LAURELLE TULLY 604-888-5080 NOTE: FOR OPEN CUBBY, ALL EXPOSED SURFACES TO MATCH NO DOOR PULL REQUIRED, ALLOW FOR TOUCH LATCH HARDWARE	V-1
COUNTERTOP	BATHROOM COUNTER AND THICKNESS: 3 CM PROFILE: BUILT UP AS PER ID ELEVATION WITH MITERED EDGE	ST-2

MASTER ENSUITE	DESCRIPTION	
VANITY CABINETS	DOOR PROFILE: SLAB DOOR WITH SQUARE EDGE BACKER: TO MATCH FRONT EDGE: 1MM MATCHING CASE INTERIORS: WHITE MELAMINE GRAIN DIRECTION: VERTICAL SUPPLIER: PENTCO, LAURELLE TULLY   (604) 888-5080	V-1
COUNTERTOP	BATHROOM COUNTER THICKNESS: 3 CM PROFILE: 3" THICK BUILT UP SQUARE MITERED EDGE WATERFALL END GABLES 3 CM THICK, FINISH ALL EXPOSED SURFACES	ST-3
CABINET PULLS	MANUFACTURER: EUROPEAN DESIGN IMPORTS BY BARI DESIGN MODEL#: 1870-320 FINISH: CHROME MOUNTING: CENTERED AT TOP EDGE OF DRAWER FRONT CONTACT: GIOVANNI (CELL) 604-448-8684	

LAUNDRY	DESCRIPTION	
BASE & UPPER WALL CABINETS	DOOR PROFILE: SQUARELINE PROFILE BACKER: WHITE MELAMINE EDGE: 2 mm TO MATCH FEATURE: PUR GLUELINE CASE INTERIORS: WHITE MELAMINE KICK: TO MATCH CABINETS SUPPLIER: PENTCO - LAURELLE TULLY 604-888-5080	PL-2
COUNTERTOP	COUNTER THICKNESS: 3 CM	ST-4
CABINET PULLS	MANUFACTURER: EUROPEAN DESIGN IMPORTS BY BARI DESIGN MODEL#: 1870-224 FINISH: CHROME MOUNTING: CENTERED AT TOP EDGE OF DOOR FRONT CONTACT: GIOVANNI (CELL) 604-448-8684	

BATHROOM #005 & ENSUITE #207	DESCRIPTION	
VANITY CABINETS	DOOR PROFILE: SLAB DOOR WITH SQUARE EDGE BACKER: TO MATCH FRONT EDGE: 1mm PVC MATCHING FEATURE: PUR GLUELINE EXPOSED GABLES: TO MATCH CASE INTERIORS: WHITE MELAMINE KICK: TO MATCH CABINETS SUPPLIER: PENTCO - LAURELLE TULLY 604-888-5080	PL-1
COUNTERTOP	COUNTER THICKNESS: 3 CM BACKSPLASH THICKNESS: 2 CM	ST-6
CABINET PULLS	MANUFACTURER: EUROPEAN DESIGN IMPORTS BY BARI DESIGN MODEL#: 1870-224 FINISH: CHROME MOUNTING: CENTERED AT TOP EDGE OF DOOR OR DRAWER FRONT CONTACT: GIOVANNI (CELL) 604-448-8684	

# Area3

#217-7080 River Road, Richmond, BC, Canada,  
V6X-1X5 | PH: 778.297.2732 | [area3design.ca](http://area3design.ca)

Copyright Reserved

The Copyright to this drawing and its contents is reserved, and remains at all times the exclusive property of Area3, and shall not be used, modified, or reproduced without the expressed written consent of Area3.

## Dimensions

The Contractor shall verify all dimensions, and immediately report any errors and/or omissions to Area3.  
DO NOT SCALE DRAWINGS.

## KEY PLAN

-	RE -ISSUED FOR PRICING	18.07.26
-	RE -ISSUED FOR PRICING	18.06.25
-	ISSUED FOR REVIEW	18.06.18

REV	DESCRIPTION	DATE
-----	-------------	------

PROJECT NAME:

# SANDHU RESIDENCE

SHEET TITLE:

# WOOD WORKING & CABINETRY SCHEDULE

PROJECT NO: 18-229-20

DRAWN: KA

CHECKED: YY

DRAWING NO:

ID 4.02

SUPERCEDES ALL PRINTS BEARING PREVIOUS REVISION NUMBERS



## Designed Together



DIV.8

DOOR AND DOOR HARDWARE

SUITE INTERIOR DOORS		
DOOR TYPE	SPECIFICATION	HARDWARE
BEDROOM SWING DOOR	MANUFACTURER: MASONITE TYPE: WEST END COLLECTION STYLE: MELROSE CORE: SOLID CORE SAFE-N-SOUND FINISH: PRIMED SMOOTH	MANUFACTURER: LINEAR INTERIOR SYSTEMS INC. STYLE: T300 SERIES MODEL: HANOVER HR46 PASSAGE - HR46R20-T300 PRIVACY - HR46R20-T340-PC FINISH: POLISHED CHROME CONTACT: PETE SKINNER (604)-375-4945
ALL OTHER SWING DOOR	MANUFACTURER: MASONITE TYPE: WEST END COLLECTION STYLE: MELROSE CORE: HOLLOW CORE FINISH: PRIMED SMOOTH	MANUFACTURER: LINEAR STYLE: T300 SERIES MODEL: HANOVER HR46 PASSAGE - HR46R20-T300 PRIVACY - HR46R20-T340-PC FINISH: POLISHED CHROME CONTACT: PETE SKINNER (604)-375-4945
ENSUITE BARN DOOR	MANUFACTURER: MASONITE TYPE: WEST END COLLECTION STYLE: MELROSE CORE: SOLID CORE SAFE-N-SOUND FINISH: PRIMED SMOOTH	MANUFACTURER: RICHELIEU MODEL: MAGIC LEGNE - WALL MOUNT SLIDING SYSTEM WITH CONCEALED HARDWARE & TRACK RAIL LENGTH: 1100MM PRODUCT CODE: 891100
NOTE: PROVIDE PRIVACY SETS FOR MASTER BEDROOM AND ALL BATHROOMS. ALL OTHER SWING DOORS TO RECEIVE PASSAGE SET. SEE COMMON AREA PACKAGE FOR SUITE ENTRY DOOR AND DOOR HARDWARE. REFER TO ARCHITECTURAL DOOR SCHEDULE FOR DOOR SIZES & LOCATIONS.		
DOORSTOPS	MANUFACTURER: TAYMOR STYLE: HINGE PIN DOOR STOP MODEL#: 25-P4614SC FINISH: SATIN CHROME	

Copyright Reserved

The Copyright to this drawing and its contents is reserved, and remains at all times the exclusive property of Area3, and shall not be used, modified, or reproduced without the expressed written consent of Area3.

Dimensions

The Contractor shall verify all dimensions, and immediately report any errors and/or omissions to Area3.  
DO NOT SCALE DRAWINGS.

KEY PLAN

-	RE -ISSUED FOR PRICING	18.07.26
-	RE -ISSUED FOR PRICING	18.06.25
-	ISSUED FOR REVIEW	18.06.18

REV	DESCRIPTION	DATE
-----	-------------	------

PROJECT NAME:

SANDHU RESIDENCE

SHEET TITLE:

DOOR AND DOOR  
HARDWARE  
SCHEDULE

PROJECT NO:	18-229-20
DRAWN:	KA
CHECKED:	YY

PROGRESS DRAWINGS

DIV.9			FINISH SCHEDULE		
KEY	MATERIAL	SPECIFICATION	KEY	MATERIAL	SPECIFICATION
C-1	CARPET	DISTRIBUTOR: COLIN CAMPBELL TYPE: 100% STAINMASTER TACTESSE BCF TYPE 6.6 NYLON W/ PREMIUM SOIL & STAIN PROTECTANT PRODUCT : NAPLES COLOR: NP11 - BAYSHORE BEIGE SIZE: 12' WIDE CONTACT: WENDY MALANIUK (604) 897-7227	PL-5	PLASTIC LAMINATE - BAR BASE CABINETS & SPICE KITCHEN	MANUFACTURER: HABITAT QUEUE SUPPLIER: PENTCO PRODUCT: Q011-GL COLOR: CLOUD WHITE FINISH: GLOSS
HWF-1	HARDWOOD FLOORING	DISTRIBUTOR: COLIN CAMPBELL TYPE: ENGINERED HARDWOOD SERIES: TIMBER TOP - EUROPEAN WHITE OAK COLOR: OAHU SIZE: 80% 6' BOARDS X 7 1 $\frac{1}{2}$ " x $\frac{9}{16}$ " CONTACT: WENDY MALANIUK (604) 897-7227 NOTE: ALLOW FOR CO-ORDINATING STAIR TREADS, RISERS & NOSINGS TO MATCH SPECIFIED HARDWOOD FLOORING MATERIAL	PL-6	ELEVATOR CAB INTERIOR PANELS	TBD ONCE THE ELEVATOR CAB SUPPLIER HAS BEEN CONFIRMED BY THE CLIENT
P-1	PAINT - GENERAL WALL & BASEBOARD COLOR	DISTRIBUTOR: BENJAMIN MOORE TYPE: LATEX PRODUCT NUMBER: OC-31 FOG MIST FINISH: EGGSHELL	ST-1	QUARTZ - KITCHEN COUNTER & BACKSPLASH	DISTRIBUTOR: C&S COLOR QUARTZ TYPE: QUARTZ COLOR: CALACATTA NOVUS CQ981 FINISH: POLISHED THICKNESS: 3 CM FOR COUNTERTOP & 2 CM FOR BACKSPLASH CONTACT: SARA CORRA 604-435-4431
P-2	PAINT -POWDER ROOM WALL & BASEBOARD	DISTRIBUTOR: SHERWIN WILLIAMS TYPE: LATEX PRODUCT NUMBER: SW0023 PEWTER TANKARD FINISH: EGGSHELL	ST-2	QUARTZ - POWDER ROOM COUNTER	DISTRIBUTOR: AEON TYPE: QUARTZITE COLOR: ICE WHITE FINISH: POLISHED THICKNESS: 3 CM CONTACT: <a href="mailto:nicole@aeonstonetile.com">nicole@aeonstonetile.com</a>
P-3	PAINT - RUNNING DOOR TRIM & DOORS	DISTRIBUTOR: SHERWIN WILLIAMS TYPE: LATEX PRODUCT NUMBER: SW7047 PORPOISE FINISH: EGGSHELL	ST-3	QUARTZ - MASTER ENSUITE #102 COUNTERTOP	DISTRIBUTOR: VICOSTONE TYPE: QUARTZ PRODUCT NUMBER: BQ8669 WHITE MACAUBAS THICKNESS: 3CM FOR COUNTERTOP & 2 CM FOR BACKSPLASH FINISH: POLISHED SUPPLIER: IMAC CONTACT: MARIA (604)326-1284
P-4	PAINT - CEILING	DISTRIBUTOR: SHERWIN WILLIAMS TYPE: LATEX PRODUCT NUMBER: SW7757 REFLECTIVE WHITE FINISH: FLAT	ST-4	QUARTZ -SPICE KITCHEN COUNTERTOP & BACKSPLASH, LAUNDRY COUNTER & ENSUITE 105 NICHE	DISTRIBUTOR: WILSONART TYPE: QUARTZ PRODUCT NUMBER: POMPEII Q1007 FINISH: POLISHED THICKNESS:3CM FOR COUNTERTOP & 2 CM FOR BACKSPLASH
PL-1	PLASTIC LAMINATE - MAIN KITCHEN BASE CABINETS, ALL BATH CABINETS EXCEPT MASTER ENSUITE & POWDER	MANUFACTURER: HABITAT QUEUE SUPPLIER: PENTCO PRODUCT: Q012-GL COLOR: STONE GREY FINISH: GLOSS CONTACT: LAURELLE TULLY 604-888-5080	ST-5	QUARTZ - ENSUITE #105 & 110 COUNTERTOP	MANUFACTURER: FIRSTONE TYPE: QUARTZ COLOR: C5027 THICKNESS: 3CM CONTACT: 604 303 8807
PL-2	PLASTIC LAMINATE - LAUNDRY CABINETS	MANUFACTURER: HABITAT QUEUE SUPPLIER: PENTCO PRODUCT: Q010-GL COLOR: SNOW WHITE FINISH: GLOSS CONTACT: LAURELLE TULLY 604-888-5080	ST-6	QUARTZ - BAR COUNTERTOP & HEARTH, BATH #005 & 207 COUNTER & BACKSPLASH	MANUFACTURER: LIDO TYPE: QUARTZ COLOR: TOFINO LQ800 THICKNESS: 3CM FOR COUNTERTOP & 2CM FOR BACKSPLASH AND FIREPLACE CONTACT: MICHAEL BORDIGNON 604-517-0189
PL-3	PLASTIC LAMINATE - BAR ACCENT CABINETS	MANUFACTURER: EGGER SUPPLIER: UPPER CANADA PRODUCT: U999PM/ST2 BLACK FINISH: MATT CONTACT: GHISLAINE LAMBERT 604-374-5435	ST-7	QUARTZ - GREAT ROOM FIREPLACE SURROUND	MANUFACTURER: CAESARSTONE TYPE: QUARTZ COLOR: URBAN SAFARI 5134 THICKNESS: 2 CM CONTACT: DAVID VUONG   604-638-1485
PL-4	PLASTIC LAMINATE - BAR CABINETS	MANUFACTURER: UNIBOARD SUPPLIER: UPPER CANADA PRODUCT: K14 MISTRAL RIVIERA OAK GRAIN: VERTICAL CONTACT: GHISLAINE LAMBERT 604-374-5435			

PROGRESS DRAWINGS

Copyright Reserved

The Copyright to this drawing and its contents is reserved, and remains at all times the exclusive property of Area3, and shall not be used, modified, or reproduced without the expressed written consent of Area3.

Dimensions

The Contractor shall verify all dimensions, and immediately report any errors and/or omissions to Area3.  
DO NOT SCALE DRAWINGS.

KEY PLAN

- RE -ISSUED FOR PRICING

18.07.26
- RE -ISSUED FOR PRICING

18.06.25
- ISSUED FOR REVIEW

18.06.18

REV	DESCRIPTION	DATE
-----	-------------	------

PROJECT NAME:  
SANDHU RESIDENCE

SHEET TITLE:  
FINISHES  
SCHEDULE

PROJECT NO:	18-229-20
DRAWN:	KA
CHECKED:	YY

DRAWING NO:  
ID 4.05

SUPERCEDES ALL PRINTS BEARING PREVIOUS REVISION NUMBERS

DIV.9			FINISH SCHEDULE		
KEY	MATERIAL	SPECIFICATION	KEY	MATERIAL	SPECIFICATION
T-1	TILE - BATH #105 FLOOR & WALL	DISTRIBUTOR: FONTILE TYPE: PORCELAIN SERIES: PURESTONE COLOR: BIANCO FINISH: GLOSS SIZE: 24" X 24" GROUT: MAPEI #77 FROST CONTACT: ROBERT CLARK @ (604) 683-9358	T-10	TILE - LAUNDRY BACKSPLASH	DISTRIBUTOR: STONETILE TYPE: PORCELAIN SERIES: WHYNOT COLOR: WHITE FINISH: MATT SIZE: 5.2 X 49.5 CM GROUT: FLEXITILE # 51O BRIGHT WHITE CONTACT: LUCIANA BOURDIGNON (604) 360-1659
T-2	TILE - BATH #110 FLOOR	DISTRIBUTOR: OLYMPIA TYPE: PORCELAIN COLLECTION: KONE COLOR: WHITE FINISH: MATT SIZE: 12" X 24" GROUT: FLEXITILE - BONE #512 CONTACT: PAULA NICKERSON (604) 294-2539	T-11	TILE - BATH #005 & 207 FLOOR	DISTRIBUTOR: OLYMPIA TYPE: PORCELAIN COLLECTION: REGAL COLOR: SHELL WHITE FINISH: MATT SIZE: 12" X 24" GROUT: CUSTOM BUILDING PRODUCTS # 11 SNOW WHITE CONTACT: PAULA NICKERSON (604) 294-2539
T-3	TILE - BATH #110 & #207 SHOWER FLOOR	DISTRIBUTOR: STONETILE TYPE: MOSAIC SERIES: ST1 MOSAICO COLOR: PERLA FINISH: UNGLAZED SIZE: 30 X 30 CM MESH 2.3 X 4.8 CM GROUT: MAPEI # 01 ALABASTER CONTACT: LUCIANA BOURDIGNON (604) 360-1659	T-12	TILE - BATH #005 & 207 WALL TILE	DISTRIBUTOR: OLYMPIA TYPE: PORCELAIN COLLECTION: REGAL COLOR: SHELL WHITE FINISH: POLISHED SIZE: 12" X 24" GROUT: CUSTOM BUILDING PRODUCTS # 11 SNOW WHITE CONTACT: PAULA NICKERSON (604) 294-2539
T-4	TILE - BATH #110 WALL TILE	DISTRIBUTOR: STONETILE TYPE: PORCELAIN SERIES: STONES & MORE - MAGNUM COLOR: MARFIL SMOOTH FINISH: ----- SIZE: 80 X 80 CM X 6 MM GROUT: FLEXITILE # 512 BONE CONTACT: LUCIANA BOURDIGNON (604) 360-1659	T-13	TILE - BAR BACKSPLASH	DISTRIBUTOR: STONETILE TYPE: 3.5 MM PORCELAIN SERIES: LAMINAM FILO COLOR: RUBINO SIZE: 100 X300 CM X 3.5 MM CONTACT: LUCIANA BOURDIGNON (604) 360-1659
T-5	TILE - MASTER ENSUITE FLOOR	DISTRIBUTOR: STONETILE TYPE: PORCELAIN SERIES: ST1 STONE PROJECT COLOR: WHITE FALDA FINISH: POLISHED SIZE: 24" X 24" GROUT: MAPEI # 01 ALABASTER CONTACT: LUCIANA BOURDIGNON (604) 360-1659	V-1	VENEER - MAIN KITCHEN FRIDGE WALL, KITCHEN ISLAND ELEVATOR WALL, WINE DISPLAY, POWDER WALL CABINET & MASTER ENSUITE CABINETS	DISTRIBUTOR: PENTCO MANUFACTURER: SHINNOKI COLOR: DESERT OAK FINISH: UV CURED VARNISH 10° GRAIN: VERTICAL CONTACT: LAURELLE TULLY 604-888-5080
T-6	TILE - MASTER ENSUITE WALL TILE	DISTRIBUTOR: STONETILE TYPE: MARBLE PRODUCT NUMBER: UMBRA FINISH: POLISHED SIZE: 2CM TK. X 24" X 24" OR 12" X 36" CONTACT: LUCIANA BOURDIGNON (604) 360-1659 NOTE: USE SEALER/GROUT AS PER SUPPLIERS RECOMMENDATION	WC-1	WALLCOVERING - STAIR LANDING FEATURE WALL	DISTRIBUTOR: METRO WALLCOVERING TYPE: CLASS A COLLECTION: OMEXCO COLOR: MIN 2500 SIZE: 36" WIDE CONTACT: SEAN MCDERMOTT 604-736-3761
T-7	TILE - MASTER ENSUITE/BEDROOM FIREPLACE WALL TILE	DISTRIBUTOR: STONETILE TYPE: CERAMIC COLLECTION: MATERIKA COLOR: OFF WHITE SPATULA SIZE: 40 X 120 CM GROUT: MAPEI #01 ALABASTER CONTACT: LUCIANA BOURDIGNON (604) 360-1659NOTE:	WC-2	WALLCOVERING - FOYER 101 ENTRY WALL	DISTRIBUTOR: ODYSSEY WALLCOVERING TYPE: CLASS A, TYPE II COLLECTION: SHANGRI - LA COLOR: ODY -1822 LACE SIZE: 52"/54" CONTACT: TARA TOEWS 604-218-9933
T-8	TILE - GREAT ROOM FIREPLACE INSET WALL TILE & POWDER ROOM VANITY WALL TILE	DISTRIBUTOR: STONETILE TYPE: 3.5 MM PORCELAIN SERIES: LAMINAM FILO COLOR: ARGENTO SIZE: 100 X300 CM X 3.5 MM CONTACT: LUCIANA BOURDIGNON (604) 360-1659			
T-9	TILE - SPICE KITCHEN, PANTRY, LAUNDRY & ELEVATOR CAB FLOOR TILE	DISTRIBUTOR: CENTURA TYPE: PORCELAIN COLLECTION: COLOR: BST 6304 FINISH: MATT SIZE: 12" X 24" GROUT: TEC #903 BIRCH CONTACT: CHRISTEL MONONEN 778-953-3470			

Copyright Reserved

The Copyright to this drawing and its contents is reserved, and remains at all times the exclusive property of Area3, and shall not be used, modified, or reproduced without the expressed written consent of Area3.

Dimensions

The Contractor shall verify all dimensions, and immediately report any errors and/or omissions to Area3.  
DO NOT SCALE DRAWINGS.

KEY PLAN




-	RE -ISSUED FOR PRICING	18.07.26
-	RE -ISSUED FOR PRICING	18.06.25
-	ISSUED FOR REVIEW	18.06.18





REV	DESCRIPTION	DATE
-----	-------------	------

PROJECT NAME:  
**SANDHU RESIDENCE**

SHEET TITLE:  
**FINISHES SCHEDULE**

PROJECT NO:	18-229-20
DRAWN:	KA
CHECKED:	YY

DIV.10		ACCESSORY SCHEDULE	
KEY	IMAGE	SPECIFICATION	MOUNTING
AC-1		MANUFACTURER: KARTNERS TYPE: PAPER HOLDER MODEL: MILAN COLLECTION - #254151 SIZE: 2 5⁄8" EXT. FINISH: POLISHED CHROME (99) CONTACT: DARREN COOPER   604-628-0567	@ 24" AFF
AC-2		MANUFACTURER: KARTNERS TYPE: ROBE HOOK MODEL: MILAN COLLECTION - #254130 SIZE: 1 7⁄8" W X 2 3⁄8" EXT. FINISH: POLISHED CHROME (99) CONTACT: DARREN COOPER   604-628-0567	@ 6'-0" AFF
AC-3		MANUFACTURER: KARTNERS TYPE: TOWEL BAR 9" MODEL: MILAN COLLECTION - #254109 SIZE: 9" L X 2 3⁄4" EXT. FINISH: POLISHED CHROME (99) CONTACT: DARREN COOPER   604-628-0567	@ 18" ABOVE COUNTER
AC-4		MANUFACTURER: KARTNERS TYPE: TOWEL BAR 18" MODEL: MILAN COLLECTION - #254180 SIZE: 20 " L X 2 3⁄4" EXT. FINISH: POLISHED CHROME (99) CONTACT: DARREN COOPER   604-628-0567	@ 48" AFF
AC-5		MANUFACTURER: KARTNERS TYPE: TOWEL BAR 24" MODEL: MILAN COLLECTION - #254240 SIZE: 24 " L X 2 7⁄8" EXT. FINISH: POLISHED CHROME (99) CONTACT: DARREN COOPER   604-628-0567	@ 48" AFF
AC-6		DISTRIBUTOR: GLASS WORLD TYPE: FRAMELESS SHOWER ENCLOSURE GLASS THICKNESS: 1⁄2" FINISH: CLEAR HARDWARE: CRLAURENCE STYLE- ANAHEIM FINISH-POLISHED CHROME DOOR PULL: KARTNERS MILAN SINGLE 24" SHOWER DOOR HANDLE 2547524 IN POLISHED CHROME	DOOR HANDLE MOUNTED VERTICALLY 42" AFF, CENTER OF THE PULL
AC-7		MANUFACTURER: KARTNERS TYPE: SQUARE SHOWER ROD 5' MODEL: KSR-SQ-5SS SIZE: 60 " L FINISH: POLISHED CONTACT: DARREN COOPER   604-628-0567	6'-8" AFF
AC-8		MANUFACTURER: TAYMOR INDUSTRIES TYPE: SOAP/ UTILITY BASKET SERIES: HOTEL/ MOTEL COMMERCIAL MODEL: 05-1083S SIZE: 5" L X 3.5" W X 1" H FINISH: POLISHED CHROME - C26	MOUNTED @ 48" AFF TO TOP OF BASKET
AC-9		DISTRIBUTOR: MARATHON HARDWARE TYPE: GARBAGE & RECYCLE PULLOUT D31 MODEL: 04-1012-G SIZE: 8 3⁄4" x 20 1⁄4" x 18"H FINISH: GREY	INSIDE KITCHEN SINK CABINET

DIV.10		ACCESSORY SCHEDULE	
KEY	IMAGE	SPECIFICATION	MOUNTING
AC-10		DISTRIBUTOR: MARATHON FASTENERS & HARDWARE TYPE: MAGIC CORNER KIT - SOFT CLOSE PRODUCT NUMBER: 041-MH111 SIZE: 21" H X 33 5⁄8" - 38 1⁄2" W X 20" D COLOUR: STEEL CHROME PLATED	INSIDE KITCHEN CORNER BASE CABINET
AC-11		DISTRIBUTOR: CLOSET BY DESIGN OR EQUAL TYPE: CUSTOM CLOSET ORGANIZERS SIZE: VARIES MATERIAL: WHITE MELAMINE	
AC-12		DISTRIBUTOR: CLOSET BY DESIGN OR EQUAL TYPE: CUSTOM PANTRY & LINEN CLOSET ORGANIZERS SIZE: VARIES MATERIAL: WHITE MELAMINE	@ 72" A.F.F. @ 56" A.F.F. @ 40" A.F.F. @ 24" A.F.F.
AC-13		DISTRIBUTOR: CBM TYPE: ROLLER SHADES MODEL: SW2410 COLOR: P12 OYSTER SIZE: 98" WIDE FINISH: WHITE OPENESS: 3%	INSIDE MOUNT
AC-14		STAIR HANDRAIL & BRACKET	
AC-15		TYPE: TOWEL WARMER DISTRIBUTOR: KONTOUR PRODUCT NAME: KONTOUR SQUARE TOWEL WARMER CODE: K6023W SIZE: 18"W X 40" H HARDWIRED FINISH: STAINLESS STEEL	REFER TO ELEVATION FOR MOUNTING HEIGHT

PROGRESS DRAWINGS

KEY PLAN

- RE -ISSUED FOR PRICING 18.07.26
- RE -ISSUED FOR PRICING 18.06.25
- ISSUED FOR REVIEW 18.06.18

REV	DESCRIPTION	DATE
-----	-------------	------

PROJECT NAME:  
**SANDHU RESIDENCE**

SHEET TITLE:  
**ACCESSORY SCHEDULE**

PROJECT NO:	18-229-20
DRAWN:	KA
CHECKED:	YY

DRAWING NO:  
**ID 4.07**

SUPERCEDES ALL PRINTS BEARING PREVIOUS REVISION NUMBERS

**Copyright Reserved**  
The Copyright to this drawing and its contents is reserved, and remains at all times the exclusive property of Area3, and shall not be used, modified, or reproduced without the expressed written consent of Area3.  
**Dimensions**  
The Contractor shall verify all dimensions, and immediately report any errors and/or omissions to Area3.  
DO NOT SCALE DRAWINGS.

DIV.11		EQUIPMENT SCHEDULE	
KEY	ITEM	IMAGE	STANDARD
E-1	FRIDGE - MAIN KITCHEN		SPECIFICATION BY CLIENT
E-2	FREEZER - MAIN KITCHEN		SPECIFICATION BY CLIENT
E-3	36" GAS COOKTOP - MAIN KITCHEN		SPECIFICATION BY CLIENT
E-4	36" CHIMNEY HOOD FAN - MAIN KITCHEN		SPECIFICATION BY CLIENT
E-5	DISHWASHER - MAIN KITCHEN		SPECIFICATION BY CLIENT
E-6	24" UNDERCOUNTER WINE - MAIN KITCHEN		SPECIFICATION BY CLIENT

DIV.11		EQUIPMENT SCHEDULE	
KEY	ITEM	IMAGE	STANDARD
E-7	30" WALL OVEN - MAIN KITCHEN		SPECIFICATION BY CLIENT
E-8	30" STEAM OVEN - MAIN KITCHEN		SPECIFICATION BY CLIENT
E-9	FRIDGE - SPICE KITCHEN		SPECIFICATION BY CLIENT
E-10	30" GAS RANGE - SPICE KITCHEN		SPECIFICATION BY CLIENT
E-11	30" HOOD FAN - SPICE KITCHEN		SPECIFICATION BY CLIENT
E-12	DISHWASHER - SPICE KITCHEN		SPECIFICATION BY CLIENT

PROGRESS DRAWINGS

Area3

#217-7080 River Road, Richmond, BC, Canada,  
V6X-1X5 | PH: 778.297.2732 | [area3design.ca](#)

Copyright Reserved

The Copyright to this drawing and its contents is reserved, and remains at all times the exclusive property of Area3, and shall not be used, modified, or reproduced without the expressed written consent of Area3.

Dimensions

The Contractor shall verify all dimensions, and immediately report any errors and/or omissions to Area3.  
DO NOT SCALE DRAWINGS.

KEY PLAN

-

RE -ISSUED FOR PRICING

18.07.26

-

RE -ISSUED FOR PRICING

18.06.25

-

ISSUED FOR REVIEW

18.06.18

REV	DESCRIPTION	DATE

PROJECT NAME:

SANDHU RESIDENCE

SHEET TITLE:

EQUIPMENT SCHEDULE

PROJECT NO:

18-229-20

DRAWN:

KA

CHECKED:

YY

DRAWING NO:

ID 4.08



SUPERCEDES ALL PRINTS BEARING PREVIOUS REVISION NUMBERS

A3

Designed Together



DIV.22		PLUMBING SCHEDULE	
KEY	ITEM	IMAGE	STANDARD
P1	MAIN KITCHEN FAUCET		MANUFACTURER: AXOR MODEL#: STARCK 2 SPRAY SEMI PRO KITCHEN FAUCET WITH PULL DOWN SPRAY FLOW RATE: 1.75 GPM MODEL: 10820001 SIZE: 25" HIGH FINISH: POLISHED CHROME CONTACT: KATRINA PERALTA @ ANDREW SHERET 604-576-4403
P2	MAIN KITCHEN SINK		MANUFACTURER: BLANCO TYPE: QUATRUS R15 U SUPER SINGLE MODEL: 401518 SIZE: 32" X 18" MINIMUM CABINET SIZE: 36" FINISH: SATIN BRUSHED 15MM RADIUS CORNERS CONTACT: KATRINA PERALTA @ ANDREW SHERET 604-576-4403
P3	SPICE KITCHEN & BAR FAUCET		MANUFACTURER: GROHE MODEL#: CONCETTO 32665001 TYPE: SINGLE HANDLE KITCHEN FAUCET FINISH:CHROME MAX FLOW RATE: 1.75 GPM CONTACT: KATRINA PERALTA @ ANDREW SHERET 604-576-4403
P4	SPICE KITCHEN SINK		MANUFACTURER: EXCALIBUR MODEL#: ESUF1829/9 SIZE: 29" X 18" X 9" DEEP FINISH: SATIN BOWL & LEDGE MINIMUM CABINET WIDTH: 33" 10MM RADIUS CORNERS CONTACT: KATRINA PERALTA @ ANDREW SHERET 604-576-4403

DIV.22		PLUMBING SCHEDULE	
KEY	ITEM	IMAGE	STANDARD
P5	BAR SINK		MANUFACTURER: EXCALIBUR MODEL#: ESUF1823/9 SIZE: 23" X 18" X 9" DEEP FINISH: SATIN BOWL & LEDGE MINIMUM CABINET WIDTH: 27" 10MM RADIUS CORNERS CONTACT: KATRINA PERALTA @ ANDREW SHERET 604-576-4403
P6	LAUNDRY FAUCET		MANUFACTURER: DELTA MODEL#: TOMMY 191LF TYPE: SINGLE HANDLE DECK MOUNT - 1 HOLE APPLICATION SIZE: 14 <sup>2</sup> / <sub>3</sub> " H FINISH: POLISHED CHROME CONTACT: KATRINA PERALTA @ ANDREW SHERET 604-576-4403
P7	LAUNDRY SINK		MANUFACTURER: EXCALIBUR MODEL#: ESUF1820/9 SIZE: 20" X 18" X 9" DEEP FINISH: SATIN BOWL & LEDGE MINIMUM CABINET WIDTH: 27" 10MM RADIUS CORNERS CONTACT: KATRINA PERALTA @ ANDREW SHERET 604-576-4403
P8	POWDER ROOM FAUCET		OPTION:1 MANUFACTURER: AXOR MODEL#: CITTERIO 39031001 FLOW RATE: 1.2 GPM TYPE: SINGLE HOLE FAUCET FINISH: CHROME CONTACT: KATRINA PERALTA @ ANDREW SHERET 604-576-4403
			OPTION:2 MANUFACTURER: AXOR MODEL#: STARCK ORGANIC 12014001 FLOW RATE: 1.2 GPM TYPE: 2 HANDLE SINGLE HOLE FAUCET SMALL FINISH: CHROME CONTACT: KATRINA PERALTA @ ANDREW SHERET 604-576-4403

Copyright Reserved

The Copyright to this drawing and its contents is reserved, and remains at all times the exclusive property of Area3, and shall not be used, modified, or reproduced without the expressed written consent of Area3.

Dimensions

The Contractor shall verify all dimensions, and immediately report any errors and/or omissions to Area3.  
DO NOT SCALE DRAWINGS.

PROGRESS DRAWINGS

KEY PLAN

-	RE -ISSUED FOR PRICING	18.07.26
-	RE -ISSUED FOR PRICING	18.06.25
-	ISSUED FOR REVIEW	18.06.18
REV	DESCRIPTION	DATE





PROJECT NAME:  
**SANDHU RESIDENCE**

SHEET TITLE:  
**PLUMBING SCHEDULE**

PROJECT NO:	18-229-20
DRAWN:	KA
CHECKED:	YY

DRAWING NO:  
**ID 4.10**

SUPERCEDES ALL PRINTS BEARING PREVIOUS REVISION NUMBERS

DIV.22		PLUMBING SCHEDULE	
KEY	ITEM	IMAGE	STANDARD
P9	POWDER ROOM SINK		MANUFACTURER: VILLEROY & BOCH MODEL#: 6163 U2 XX TYPE: LOOPS & FRIENDS UNDERMOUNT SINK SIZE: 24 1/2" X 15 3/8" X 6 7/8" DEEP FINISH: 01 WHITE ALPINE CONTACT: KATRINA PERALTA @ ANDREW SHERET 604-576-4403
P10	MASTER ENSUITE FAUCET		MANUFACTURER: GROHE TYPE: ALLURE TWO HOLE WALL MOUNT BATHROOM FAUCET M- SIZE MODEL: 1938700A FINISH: POLISHED CHROME FLOW RATE: 1.2 GPM 2 HOLE WALL MOUNT FAUCET ROUGH IN VALVE : 33780000 CONTACT: KATRINA PERALTA @ ANDREW SHERET 604-576-4403
P11	MASTER ENSUITE SINK		MANUFACTURER: DUVAL BATHWORKS TYPE: UNDERCOUNTER SINK MODEL: UFB2016 PAVEL UNDERMOUNT FLAT BOTTOM LAV SIZE: 20" X 16" X 8" FINISH: WHITE CONTACT: KATRINA PERALTA @ ANDREW SHERET 604-576-4403
P12	VANITY FAUCET ( ALL EXCEPT POWDER & MASTER ENSUITE)		MANUFACTURER: GROHE MODEL#: BAULOOP SINGLE LEVER BASIN MIXER 1/2" MODEL: 23084000 FINISH: POLISHED CHROME MAX FLOW RATE: 1.5 GPM CONTACT: KATRINA PERALTA @ ANDREW SHERET 604-576-4403

DIV.22		PLUMBING SCHEDULE	
KEY	ITEM	IMAGE	STANDARD
P13	VANITY SINK ( ALL EXCEPT POWDER & MASTER ENSUITE)		MANUFACTURER: CHELINI MODEL#: UL2014 BASIN TYPE: UNDERMOUNT RECTANGLE SINK SIZE: 20" X 14" X 8" DEEP FINISH: WHITE CONTACT: KATRINA PERALTA @ ANDREW SHERET 604-576-4403
P14	MASTER ENSUITE TUB		MANUFACTURER: ACRITEC MODEL#: 44276 ROCHELLE II TYPE: ACRYLIC OVAL SEAMLESS FREE STANDING TUB SIZE: 66 7/8" X 31 1/2" X 22 7/8" FINISH: WHITE CONTACT: KATRINA PERALTA @ ANDREW SHERET 604-576-4403
P15	TUB - BATH # 105		MANUFACTURER: ACRITEC MODEL#: AMALA 6032 SIZE: 60"X 32" X20" FINISH: WHITE CONTACT: KATRINA PERALTA @ ANDREW SHERET 604-576-4403
P16	SHOWER BASE - BATH #005		MANUFACTURER: KALIA MODEL#: BW1096 SIZE: 60X32X3 TYPE: RECTANGULAR ACRYLIC SHOWER BASE FINISH: WHITE CONTACT: KATRINA PERALTA @ ANDREW SHERET 604-576-4403

Copyright Reserved

The Copyright to this drawing and its contents is reserved, and remains at all times the exclusive property of Area3, and shall not be used, modified, or reproduced without the expressed written consent of Area3.

Dimensions

The Contractor shall verify all dimensions, and immediately report any errors and/or omissions to Area3.  
DO NOT SCALE DRAWINGS.

PROGRESS DRAWINGS

KEY PLAN

-	RE -ISSUED FOR PRICING	18.07.26
-	RE -ISSUED FOR PRICING	18.06.25
-	ISSUED FOR REVIEW	18.06.18

REV	DESCRIPTION	DATE
-----	-------------	------

PROJECT NAME:

SANDHU RESIDENCE

SHEET TITLE:

PLUMBING SCHEDULE

PROJECT NO:	18-229-20
-------------	-----------

DRAWN:	KA
--------	----

CHECKED:	YY
----------	----

DRAWING NO:



ID 4.11

SUPERCEDES ALL PRINTS BEARING PREVIOUS REVISION NUMBERS



Designed Together

DIV.22		PLUMBING SCHEDULE	
KEY	ITEM	IMAGE	STANDARD
P17	TOILET		MANUFACTURER: DURAVIT STYLE: TWO -PIECE TOILET DURASTYLE MODEL#: 216001-00 SIZE: 14-5/8" X 27-1/2" C/W SOFT CLOSE SEAT FINISH: WHITE 1.32/0.92 GPF W/DUAL TOP FLUSH SOFT CLOSE SEAT & COVER 0060590000 CONTACT: KATRINA PERALTA (604) 576-4403
P18	TOILET - POWDER & MASTER ENSUITE		MANUFACTURER: DURAVIT STYLE: WALL MOUNTED, DURAVIT RIMLESS MODEL#: 2542090092 SIZE: 24 3/8" X 14 5/8" FINISH: WHITE GEBERIT DUROFIX CARRIER W/ OMEGA CONCEALED TANK - 111.335.005 ACTUATOR PLATE SIGMA MODEL #115.883.KN.1 SOFT CLOSE SEAT & COVER 0060590000 FINISH: POLISHED CHROME CONTACT: KATRINA PERALTA (604) 576-4403
P19	SPICE KITCHEN GARBURATOR		MANUFACTURER: INSINKERATOR SERIES: BADGER 5 HEIGHT: 12 5/8" 1/2 HP MOTOR C/W SINK TOP SWITCH FROM INSINKERATOR FINISH: CHROME
P20	SHOWER SYSTEM - BATH # 110		MANUFACTURER: GROHE EUPHORIA SYSTEM 180 SET MODEL#: 26128001 FINISH: GROHE STARLIGHT FINISH CHROME SUPPLIER: ANDREW SHERET CONTACT: KATRINA PERALTA (604) 576-4403

DIV.22		PLUMBING SCHEDULE	
KEY	ITEM	IMAGE	STANDARD
P21	SHOWER SET - BATH # 005 & 207		MANUFACTURER: GROHE MODEL#: 27547000 BAULOOP SHOWER SET FINISH: POLISHED CHROME CONTACT: KATRINA PERALTA (604) 576-4403
P22	TUB & SHOWER SET - BATH # 105		MANUFACTURER: GROHE MODEL#: 26177001 TYPE: SHOWER SYSTEM WITH BATH THERMOSTAT FOR WALL MOUNT FINISH: POLISHED CHROME CONTACT: KATRINA PERALTA (604) 576-4403
P23	MASTER ENSUITE TUB FILLER		MANUFACTURER: GROHE MODEL#: ALLURE ALLURE PRESSURE BALANCE VALVE TRIMSET # 19375000 UNIVERSAL # 35015001 ALLURE TUB SPOUT # 13265000 FINISH: POLISHED CHROME CONTACT: KATRINA PERALTA (604) 576-4403
P24	MASTER ENSUITE LINEAR SHOWER DRAIN		MANUFACTURER: QuARTz BY ACO MODEL#: QUARTZ PLUS SHOWER CHANNEL - SQUARE SIZE: 34.88" /886 mm L X 2.75" W FINISH: STAINLESS STEEL C/W SHOWER CHANNEL CPE MEMBRANE COUPLING CONTACT: KATRINA PERALTA (604) 576-4403
P25	MASTER ENSUITE SHOWER SYSTEM		MANUFACTURER: GROHE MODEL#: ALLURE GROTHERM F THERMOSTATIC VALVE TRIM # 27620000 GROHFLEX UNIVERSAL ROUGH IN #35026000 GROTHERM F VOLUME CONTROL #27623000 GROTHERM VOLUME CONTROL ROUGHIN VALVE # 35029000 RAINSHOWER 12" SHOWER ARM AND FLANGE # 2748900 RAINSHOWER ALLURE 230 SHOWERHEAD # 26470000 EUPHORIA CUBE HANDSHOWERWITH BAR # 27891000 EUPHORIA CUBE WALL UNION # 27708000 RAINSHOWER F SERIES BODY SPRAY # 27252000 STEAMSUITE BASIC PACKAGE STEAM GENERATOR WITH CONTROL SSB-140-PC FINISH: POLISHED CHROME CONTACT: KATRINA PERALTA (604) 576-4403

PROGRESS DRAWINGS

Copyright Reserved

The Copyright to this drawing and its contents is reserved, and remains at all times the exclusive property of Area3, and shall not be used, modified, or reproduced without the expressed written consent of Area3.

Dimensions

The Contractor shall verify all dimensions, and immediately report any errors and/or omissions to Area3.  
DO NOT SCALE DRAWINGS.

KEY PLAN

-	RE -ISSUED FOR PRICING	18.07.26
-	RE -ISSUED FOR PRICING	18.06.25
-	ISSUED FOR REVIEW	18.06.18

REV	DESCRIPTION	DATE
-----	-------------	------

PROJECT NAME:  
**SANDHU RESIDENCE**

SHEET TITLE:  
**PLUMBING SCHEDULE**




PROJECT NO:	18-229-20
DRAWN:	KA
CHECKED:	YY

DRAWING NO:  
**ID 4.12**

SUPERCEDES ALL PRINTS BEARING PREVIOUS REVISION NUMBERS



DIV.16	LIGHTING SCHEDULE
--------	-------------------

SYMBOL	ITEM	IMAGE	SPECIFICATION	MOUNTING
	STAIR PENDANT		TBD BY ID	REFER TO ID ELEVATIONS FOR MOUNTING HEIGHT
	DEN SURFACE MOUNT		TBD BY ID	CEILING SURFACE MOUNT
	DINING PENDANT		TBD BY ID	REFER TO ID ELEVATIONS FOR MOUNTING HEIGHT
	STRIP LIGHT		MANUFACTURER: BL LIGHTING LAMPING: HIGH LUMENS LED RIBBON 24 VOLT MODEL#: BL-RBN-HL-24V-4000K SIZE: LENGTH TO SUIT CABINET WIDTH COLOR TEMPERATURE: WARM WHITE NOTE: <u>RATED FOR DAMP LOCATION</u> & HARDWIRED TO WALL SWITCH C/W WITH MOTION SENSOR. COORDINATE WITH ELECTRICAL CONSULTANT CONTACT: KANDY VEN DELDEN @ DESIGN LIGHTING   (604) 657-7538	REFER TO ID ELEVATIONS FOR CONCEALED LOCATIONS
	STEP LIGHT		MANUFACTURER: DALI LIGHTING MODEL: LEDSTEP004D LAMP: 3W LED, 300K, 285 LUMENS COLOR: WHITE SIZE: 3.25" Ø	REFER TO ID ELEVATIONS FOR MOUNTING HEIGHT
	UTILITY LIGHT - GARAGE		MANUFACTURER: VISIONEERING SERIES: LCOMN 48 TYPE: LED COMMERCIAL TYPE N STRIP LUMINAIRE SIZE: 44 <sup>7</sup> / <sub>8</sub> " L X 2 <sup>1</sup> / <sub>16</sub> " W X 2 <sup>7</sup> / <sub>8</sub> " H ITEM- 46290 -3500K 120-277VOLTS 36 WATTS 4000 LUMENS FINISH: WHITE POLYESTER POWDER PAINTED SURFACE	CEILING MOUNT
	MASTER BEDROOM PENDANT		TBD BY ID	

## PROGRESS DRAWINGS

# Area3

#217-7080 River Road, Richmond, BC, Canada,  
V6X-1X5 | PH: 778.297.2732 | [area3design.ca](http://area3design.ca)

Copyright Reserved

The Copyright to this drawing and its contents is reserved, and remains at all times the exclusive property of Area3, and shall not be used, modified, or reproduced without the expressed written consent of Area3.

## Dimensions

The Contractor shall verify all dimensions, and immediately report any errors and/or omissions to Area3.  
DO NOT SCALE DRAWINGS.

## KEY PLAN

-	RE -ISSUED FOR PRICING	18.07.26
-	RE -ISSUED FOR PRICING	18.06.25
-	ISSUED FOR REVIEW	18.06.18
REV	DESCRIPTION	DATE

PROJECT NAME

# SANDHU RESIDENCE

SHEET TITLE:

## LIGHTING SCHEDULE

PROJECT NO: 18-229-20

DRAWN: KA

CHECKED: YY

DRAWING NO.

ID 4.14

SUPERCEDES ALL PRINTS BEARING PREVIOUS REVISION NUMBERS



# Designed Together