



THE WINDSOR-ESSEX COUNTY REAL ESTATE BOARD

RESIDENTIAL STATISTICS FOR THE MONTH OF SEPTEMBER 2007

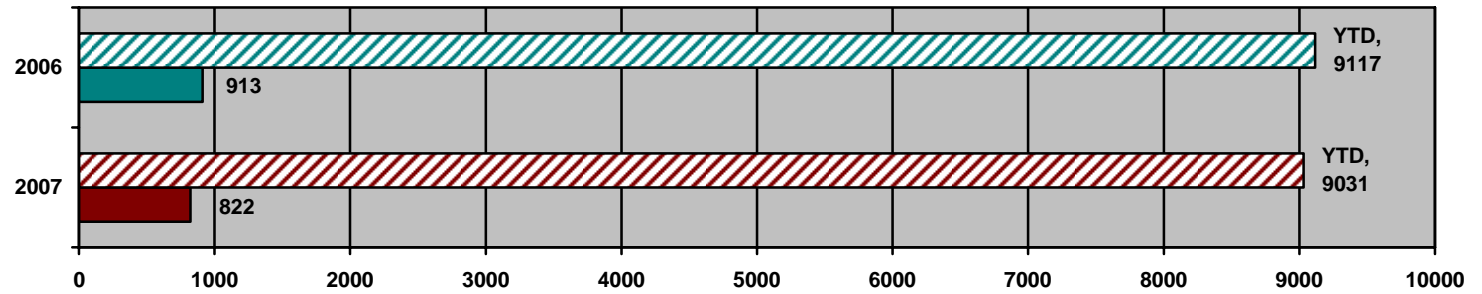
**SERVING WINDSOR
& ESSEX COUNTY
SINCE 1918**

3020 DEZIEL DRIVE
WINDSOR, ON N8W 5H8
PHONE (519) 966-6432
FAX (519) 966-4469
MLS FAX (519) 966-0663
www.windsorrealstate.com

Market Activity:

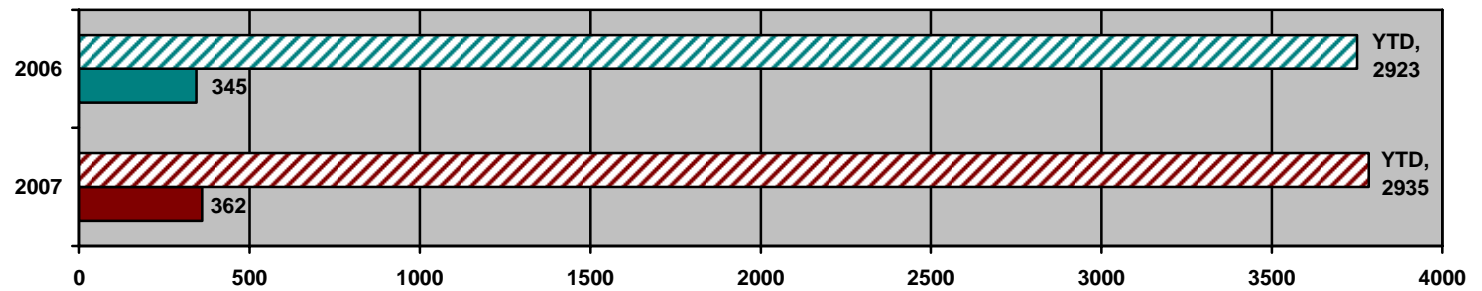
Sept: ↓ 9.97%
YTD: ↓ 0.94%

Available Listings
(at time of report):
4074




Sales:

Sept: ↑ 4.93%
YTD: ↑ 0.41%



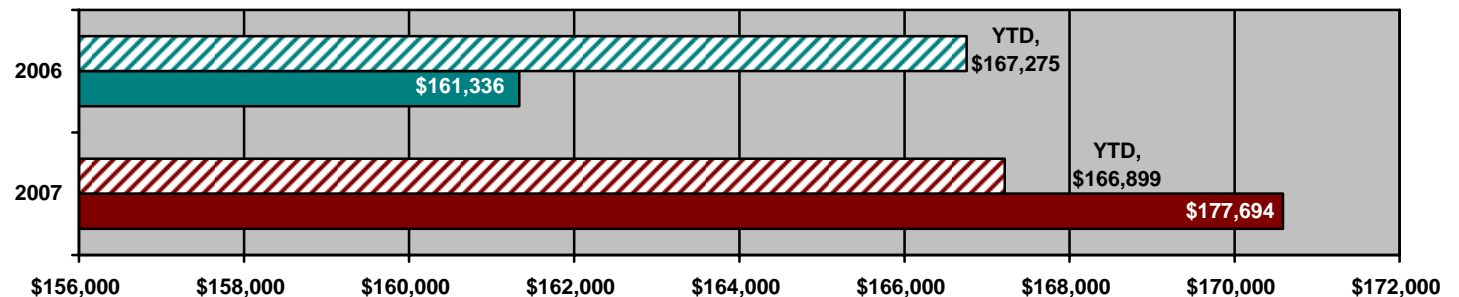
Prices:

Number of all single family units sold according to price category

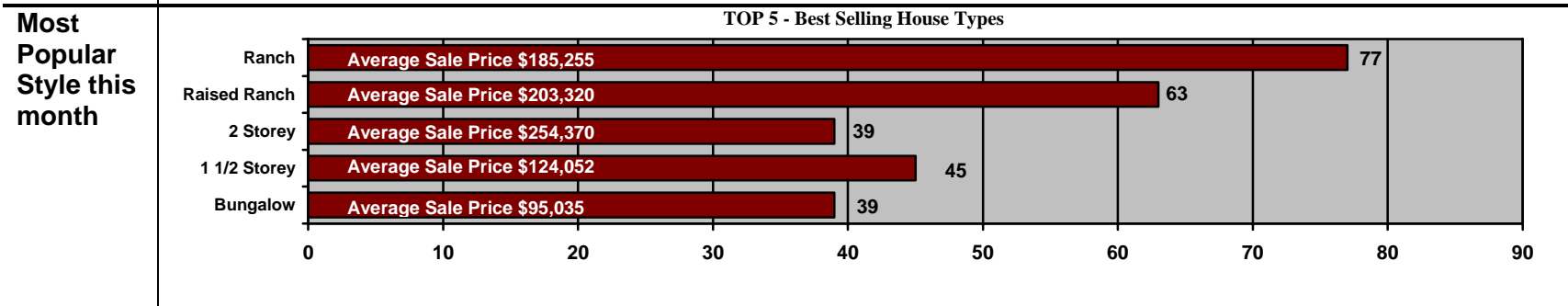


Average Price:

Sept: ↑ 10.14%
YTD: ↓ 0.22%



Most Popular Areas this month	City - Highest Listings		County - Highest Listings	
	Area 4 – East Windsor	94	Leamington & Lakeshore	73
	Area 8 – South Windsor	92	LaSalle	57
	Area 3 – Central/Downtown	73	Amherstburg	56
	City - Highest Sales		County - Highest Sales	
	Area 8 – South Windsor	49	Leamington & Amherstburg	30
Area 4 – East Windsor	45	Lakeshore	20	
Area 3 – Central/Downtown	35	Kingsville	22	



CMHC Report

Despite weaker demand for new homes, demand for higher-priced homes remained relatively stable. For the second quarter of 2007, there were 82 new homes completed and sold, a 62 per cent drop from 215 homes for the same period in 2006.

Among them, 30 homes were priced above \$300,000 compared to 35 homes in the same quarter last year. Most of the higher-priced homes were in LaSalle and Lakeshore. The larger share of pricier homes pushed the average quarterly price of newly completed and sold homes up 14 per cent to \$280,266, which was 70 per cent above the average price of resale homes. New homes priced under \$175,000 made up less than 14 per cent of total supply.

Source: CMHC Housing Now (Windsor)

Contact Please contact Joe Montaleone, President @ 966-6432 for further comments regarding this month's statistics.



MEMBER
CANADIAN REAL ESTATE ASSOCIATION
ONTARIO REAL ESTATE ASSOCIATION